



**LIANG CHEW  
HARDWARE**

联洲五金



To Get Softcopy Book


**Product Brands**



*"Your partner in water systems  
Don't install without us."*

*我们是您水暖行业首选，今日选择造就明日幸福！*

We offer a wide range of products for sanitary,  
water irrigation and swimming pools in residential  
and commercial projects.



**Town Office**

133 Kitchener Road  
Singapore 208517  
Tel (65) 6296 0224  
Fax (65) 6296 7195 (Local)  
Fax (65) 6392 1280  
(International)  
Email:  
sales@norika.com.sg

**North Office**

10 Admiralty Street,  
Northlink Building #02-45  
Singapore 757695  
Tel (65) 6555 7457  
Fax (65) 6555 5710



*To find more about us,  
Scan here to  
Liangchew.com !*



*Shop with us at Lazada  
and Shopee!  
#supportlocal*



Edited: 23/04/2024

 **BALL VALVES**

MATERIAL: BRASS



**SKU: AVCRN**  
DZR BRASS ANGLE BALL VALVE [CHROME PLATED]  
Size availability:  
1/2" x 3/8", 1/2" x 1/2"



**SKU: MBVCRN**  
DZR BRASS MINI BALL VALVE Mx F [NICKEL PLATED]  
Size availability:  
1/4" to 1"



**SKU: MBVCRN-CP**  
1/2" DZR BRASS MINI BALL VALVE Mx F [CHROME PLATED]



**SKU: MBVCRCCN-CP**  
DZR BRASS MINI BALL VALVE Cx C [CHROME PLATED]  
Size availability:  
1/2", 3/4"



**SKU: MBVCRPFN015**  
1/2" DZR BRASS [PFxCC] MINI BALL VALVE [CHROME PLATED]



**SKU: BVCRN-F**  
DZR BRASS FULL BORE BALL STOP VALVE CHROME PLATED  
Size availability:  
1/2" to 4"



**SKU: BVLN**  
LOCKABLE BRASS FULL BORE BALL VALVE  
Size availability:  
1/2" to 2"



**SKU: NJF772**  
DZR BRASS TWO WAY VALVE  
Size availability:  
1/2"



**SKU: FVBR**  
BRASS FOOT VALVE C/W BS21 FEMALE THREADED END  
Size availability:  
1/2" to 4"



**SKU: BVCRCN-F**  
DZR BRASS COMPRESSION BALL VALVE  
Size availability:  
1-1/4" to 2 1/2"



**SKU: MBVCRN015TO**  
DZR BRASS [CXC] TEE OFF MINI BALL VALVE [NICKEL PLATED] [MXF]  
Size availability:  
1/2"



**SKU: MBVCRN015TOPF**  
DZR BRASS [PFxPFxCC] TEE OFF MINI BALL VALVE [CHROME PLATED] [MXF]  
Size availability:  
1/2"

MATERIAL: AISI304/316



**SKU: BVSS316**  
STAINLESS STEEL 316 FULL BORE STOP VALVE  
Size availability:  
1/4" to 4"



**SKU: BVSSPFN**  
STAINLESS STEEL 304 FULL BORE BALL STOP VALVE  
Size availability:  
1/4" to 4"

**MATERIAL: DUCTILE IRON**



**SKU: CVDIU**  
DUCTILE IRON  
UNI-CHECK VALVE  
Size availability (inch):  
2" to 12"



**SKU: CVDIN**  
DUCTILE IRON TWIN FOLD  
WAFFLE CHECK VALVE  
Size availability (inch):  
3" to 12"



**SKU: SCVDIN**  
DUCTILE IRON SWING  
CHECK VALVE  
Size availability (inch):  
3" to 20"



**SKU: CVDIN-F**  
DUCTILE IRON DOUBLE  
FLANGE CHECK VALVE  
Size availability (inch):  
3", 4", 6", 12"



**SKU: CVDIN100FBP**  
4" DUCTILE IRON SPRING  
LOADED BYPASS SILENT  
CHECK VALVE



**SKU: BCVDIN**  
DUCTILE IRON BALL  
CHECK VALVE  
Size availability (inch):  
3", 4", 6"

**MATERIAL: BRASS / BRONZE**



**SKU: CVCRN-MF**  
DZR BRASS CHECK  
VALVE Mx F  
Size availability (inch):  
3/4", 1 1/4", 2", 2 1/2"



**SKU: CVCRN-BF**  
DZR BRASS PISTON  
SPRING CHECK VALVE Mx F  
Size availability (inch):  
1/2" to 2"



**SKU: CVCRN-B**  
DZR BRASS PISTON  
SPRING CHECK VALVE Fx F  
Size availability (inch):  
1/2" to 2"



**SKU: CVCRCN**  
DZR BRASS SPRING  
CHECK VALVE Cx C  
Size availability (inch):  
1/2" to 2 1/2"



**SKU: CVCRPFN**  
PRESSFIT BRASS CR SPRING  
CHECK VALVE WITH  
INSPECTION HOLE  
Size availability:  
1/2" to 2-1/2"



**SKU: DCVCRN**  
DZR BRASS DOUBLE  
CHECK VALVE [Cx C]  
Size availability (inch):  
1/2", 3/4"



**SKU: DCVCRN015MFCP**  
DZR BRASS DOUBLE CHECK  
VALVE Mx F [CHROME PLATED]  
Size availability (inch):  
1/2"



**SKU: DCVCRN-MF**  
DZR BRASS DOUBLE  
CHECK VALVE Mx F  
Size availability (inch):  
3/4", 1"



**SKU: SCVBR**  
"AMICO" HORIZONTAL BRASS  
SWING CHECK VALVE  
Size availability (inch):  
1/2" to 4"



**SKU: VBN-IN15**  
1/2" DZR BRASS IN-  
LINE ANTI-VACUUM  
BREAKER



**SKU: VBN15**  
1/2" BRONZE ANTI-  
VACUUM VALVE



**SKU: FAV025**  
1" BRASS AUTOMATIC  
AIR RELEASE VALVE

**MATERIAL: AISI316**



**SKU: CVSS316N**  
AISI316 SPRING LOADED  
CHECK VALVE  
Size availability (inch):  
1 1/2" to 4"

## DUCTILE IRON VALVE:

### SLUICE VALVE:



**SKU: SVDIN /SVDIN-PUB**  
DUCTILE IRON  
SLUICE VALVE  
(Clockwise to close/  
Clockwise to open)  
Size availability:  
3" to 16"



**SKU: SVDIN-15**  
DUCTILE IRON  
SLUICE VALVE WITH  
15 MM HOLE  
Size availability:  
3" to 6"

### BUTTERFLY VALVE:



**SKU: BTFVN**  
DUCTILE IRON  
BUTTERFLY VALVE  
Size availability:  
2" to 12"

### SOLENOID PILOT OPERATED VALVE:



**SKU: SPOVN100-3W**  
4" DUCTILE IRON  
SOLENOID PILOT  
OPERATED VALVE

### GLOBE VALVE:



**SKU: GLVDIN100**  
4" DUCTILE IRON  
GLOBE VALVE RISING  
STEM

## BALL FLOAT VALVE



**SKU: BFFVN**  
BALL FLOAT VALVE  
[THREAD END]  
Size availability:  
DZR BRASS: 1/2" to 1 1/2"  
BRONZE: 2" to 6"



**SKU: BFFVPN**  
DZR BRASS ANGLE  
BALL FLOAT VALVE  
[THREAD END]  
Size availability:  
1/2" & 1"



**SKU: BFFVNRK**  
RUBBER SEAL KIT  
FOR BALL FLOAT  
VALVE  
Size availability:  
1/2" to 6"



**SKU: BFFV-316L**  
AISI316L BALL FLOAT  
VALVE [THREAD END]  
Size availability:  
1/2" to 2"

## STOP COCK:



**SKU: SCFFCRN**  
DZR BRASS STOP COCK  
FEMALE THREAD END  
Size availability:  
1/2" to 1"



**SKU: SCCRN**  
DZR BRASS STOP  
COCK [CxC]  
Size availability:  
1/2" to 1"



**SKU: SCCRN**  
BRONZE STOP  
COCK [CxC]  
Size availability:  
1 1/4" to 2"



**SKU: SCCRN035CR**  
DZR BRASS STOP  
COCK [CxC]  
Size availability:  
1 1/4"



**SKU: SCMBLN035**  
BRONZE STOP COCK  
SOLDERING END  
Size availability:  
1 1/4"



**SKU: SCCRPFN02015S**  
BRASS CR STOP COCK PFXFI  
EDN FOR WATER METER  
Size availability:  
22MM x 1/2"

## GATE VALVE:



**SKU: GVCRN**  
DZR BRASS GATE  
VALVE THREAD END  
Size availability:  
1/2" to 4"



**SKU: GVMBLN**  
BRONZE GATE VALVE  
SOLDERING END  
Size availability:  
1/2" to 3"



**SKU: GVCRCN**  
BRONZE PN16  
GATE VALVE [CxC]  
Size availability:  
1/2" to 2"



**SKU: GVCRPFN**  
DZR BRASS PRESSFIT  
GATE VALVE  
Size availability:  
1/2" to 3"

**AISI304 FLUID SOLENOID VALVE (Waterproof Grade: IP67 / IP65)**



**SKU: SVSSN IP67**  
 NORMALLY  
 CLOSED  
 Size availability:  
 1/2" to 2"



**SKU: SVSSN-NO IP67**  
 NORMALLY OPENED  
 Size availability:  
 1/2" to 2"



**SKU: SVSSN-IP65ES**  
 THREAD END  
 (ENENERGY SAVING  
 NORMALLY CLOSE)  
 Size availability:  
 1/2" to 2"



**SKU: SVSSN-F IP67**  
 FLANGE END  
 (NORMALLY  
 CLOSE)  
 Size availability:  
 2 1/2" to 6"



**SKU: SVSSN-FNO IP67**  
 FLANGE END  
 (NORMALLY OPEN)  
 Size availability:  
 2 1/2" to 6"

\* Note: Normally closed means when powered off.

**PRESSURE REDUCING VALVE**



**SKU: PRVCRN**  
 PRESSURE REDUCING  
 VALVE C/W FEMALE  
 BSP THREAD  
 Size availability:  
 1/2" to 2 1/2"



**SKU: PRVCRN-FH**  
 PRESSURE REDUCING  
 VALVE C/W FLANGE  
 END ( horizontally  
 installed )  
 Size availability:  
 6"



**SKU: PRVCRN080F**  
 3" PRESSURE  
 REDUCING  
 VALVE C/W FLANGE  
 END



**SKU: PRVCRN100F**  
 4" PRESSURE  
 REDUCING  
 VALVE C/W FLANGE  
 END



**SKU: PRVDIN-F**  
 PILOT OPERATED  
 PRESSURE REDUCING  
 VALVE FLANGE END  
 Size availability:  
 4" to 6"

**STATIC THERMAL CONTROL BALANCING VALVE**



**SKU: TBVCRN**  
 BRASS BALANCING  
 VALVE [THREAD ENDED]  
 Size availability:  
 1/2" to 2"

TAP & SHOWER STOPCOCK & TAP BOX:



**SKU: LTCRN15**  
STAINLESS STEEL  
HANDLE BRASS CR  
LOCKABLE UNION TAP  
WELS Rating: ✓✓✓



**SKU: LTCRN15R**  
RED HANDLE BRASS  
CR LOCKABLE  
UNION TAP  
WELS Rating: ✓✓✓



**SKU: UTN15**  
BRASS CR HOSE  
UNION TAP C/W  
CHROME PLATED  
WELS Rating: ✓✓



**SKU: UTN15SS**  
BRASS CR HOSE  
UNION TAP C/W  
CHROME PLATED  
WELS Rating: ✓✓✓



**SKU: UTN15CP**  
WASHING MACHINE  
BIB TAP  
WELS Rating: ✓✓✓



**SKU: NXL0553**  
LOOSE KEY  
UNION TAP  
WELS Rating: ✓✓✓



**SKU: UTN15N**  
1/2" "NORIKA" HOSE  
UNION TAP NOZZLE



**SKU: NXL0556**  
CROSS HANDLE UNION  
TAP C/W AERATOR  
WELS Rating: ✓✓✓



**SKU: NXG15A**  
E-ACTION WALL  
UNION TAP  
WELS Rating: ✓✓✓



**SKU: NJF766**  
BRASS CHROME PLATED  
LUXURY TWO WAY TAP  
WELS Rating: ✓✓



**SKU: NXL0554**  
CROSS HANDLEQUICK  
TURN ACTION  
SHOWER STOP COCK



**SKU: NXL0554L**  
LEVEL HANDLEQUICK  
TURN ACTION  
SHOWER STOP COCK



**SKU: NXL0552**  
CROSS HANDLE  
PILLAR SINK TAP  
WELS Rating: ✓✓



**SKU: NXL0552L**  
LEVER HANDLE  
PILLAR SINK TAP  
WELS Rating: ✓✓



**SKU: NXG0651**  
CROSS HANDLE  
TWO WAY TAP  
WELS Rating: ✓✓✓



**SKU: NXG5**  
QUICK TURN ACTION  
WALL SINK TAP  
WELS Rating: ✓✓✓



**SKU: NXG6L**  
QUICK TURN ACTION  
PILLAR SINK TAP  
WELS Rating: ✓✓✓



**SKU: NML9**  
SINGLE INLET COLD  
BASIN TAP  
WELS Rating: ✓✓



**SKU: NML8**  
NORMAL-CROSS  
HANDLE BASIN  
PILLAR TAP  
WELS Rating: ✓✓✓



**SKU: NML8L**  
SHORT HANDLE QUICK  
ACTION CHROME PLATED  
BASIN PILLAR TAP  
WELS Rating: ✓✓✓



**SKU: NXL9**  
SINGLE INLET COLD  
LEVER SINK TAP  
WELS Rating: ✓✓



**SKU: NJ23**  
QUICK TURN ACTION  
CROSSED CYLINDRICAL  
SPOKE DESIGNER ANGLE  
VALVE



**SKU: NJ24**  
QUICK TURN ACTION  
DESIGNER SQUARE  
ANGLE VALVE



**SKU: TBSS**  
STAINLESS STEEL  
304 TAP BOX

SENSOR TAPS



**SKU: STN8110AD**  
SENSOR BASIN  
FAUCET TAP  
WELS Rating: ✓✓✓



**SKU: STN8113AD**  
SENSOR BASIN  
PILLAR TAP  
WELS Rating: ✓✓



**SKU: STN305D**  
WALL MOUNTED  
SENSOR TAP  
WELS Rating: ✓✓

## MIXER TAPS



**SKU: NSFK2035D**  
AISI304 PULL-OUT SINK MIXER TAP WITH TOUCH SENSOR CONTROL  
WELS Rating: ✓✓✓



**SKU: NSFK808C**  
AISI304 PULL-OUT SINK MIXER TAP  
WELS Rating: ✓✓



**SKU: NSFK804G**  
AISI304 PULL-OUT SINK MIXER TAP  
WELS Rating: ✓✓



**SKU: NXTS001**  
AISI304 LEVER HANDLE PILLAR SINK TAP  
WELS Rating: ✓✓✓



**SKU: NYG31**  
WALL MOUNTED SINGLE LEVER LONG BATH MIXER  
WELS Rating: ✓✓✓



**SKU: NXG12**  
SINGLE LEVER SINK MIXER  
WELS Rating: ✓✓✓



**SKU: NMG38**  
SINGLE LEVER SINK MIXER

## COMMERCIAL PRE-RINSE MIXER TAPS, HANDICAPPED TAPS & ACCESSORIES:



**SKU: NCP5802A**  
COMMERCIAL PRE-RINSE HOT/COLD MIXER  
WELS Rating: ✓✓



**SKU: NCP0213**  
COMMERCIAL PRE-RINSE HOT/COLD MIXER  
WELS Rating: ✓✓



**SKU: NML8XL**  
LEVER HANDLE BASIN PILLAR TAP FOR AMBULANT TOILET  
WELS Rating: ✓✓✓



**SKU: NXL0551**  
CROSS HANDLE WALL SINK TAP  
WELS Rating: ✓✓✓



**SKU: NXL0551L**  
LEVER HANDLE WALL SINK TAP  
WELS Rating: ✓✓✓



**SKU: NFBSS**  
F&B SWING SPOUT  
LENGTH: 4" to 22"

## DELAY ACTION TAPS:



**SKU: DATNMG901**  
PRESSMATIC SELF CLOSING EXPOSED SHOWER TAP  
WELS Rating: ✓✓



**SKU: DATNML6**  
DELAY ACTION BASIN FAUCET  
WELS Rating: ✓✓✓



**SKU: DATNML16**  
DELAY ACTION BASIN FAUCET  
WELS Rating: ✓✓✓



**SKU: DATNML901**  
PRESSMATIC BID TAP  
DELAY ACTION WATERSAVING  
WELS Rating: ✓✓✓

## FOOT, KNEE OPERATED VALVES & ACCESSORIES:



**SKU: DATNFV**  
FOOT OPERATED VALVE



**SKU: DATNKV**  
EXPOSED KNEE OPERATED VALVE



**SKU: DATNG747**  
SPOUT FOR THE SINK



**SKU: DATN744**  
BASIN-MOUNTED OUTLET SPOUTS



**SKU: FRN2T/FRN4**  
2L/4L TERMINAL FLOW REGULATOR

## WATER PURIFIER FAUCET & ACCESSORIES:



**SKU: NWPFO6**  
STAINLESS STEEL  
304 WATER  
PURIFIER FAUCET



**SKU: MBVSSN-TO**  
AISI304 SHUT OFF  
VALVE TEE FOR  
WATER PURIFIER  
1/2"x 3/8" & 1/2"x 1/4"



**SKU: WFN**  
WATER FILTER  
WATER FILTER  
5", 10"



**SKU: WFE**  
WATER FILTER  
CARTRIDGE ELEMENT  
5", 10"



**SKU: BTN20**  
BOILER TAP



**SKU: PIPPE**  
PE PIPE FOR  
WATER PURIFIER  
Size: 1/4", 3/8", 1/2"



**SKU: PEE90**  
PE PUSH-FIT  
EQUAL ELBOW  
Size: 1/4", 3/8", 1/2"



**SKU: PERE90**  
PE PUSH-FIT  
REDUCING ELBOW  
Size: 1/4"x3/8"



**SKU: PEES**  
PE PUSH-FIT  
EQUAL SOCKET  
Size: 1/4"x3/8"



**SKU: PERS**  
PE PUSH-FIT  
REDUCING SOCKET  
Size: 1/4"x3/8"



**SKU: PEET**  
PE PUSH-FIT  
EQUAL TEE  
Size: 1/4", 3/8", 1/2"



**SKU: PEMIS**  
PE PUSH-FIT  
MI ADAPTOR  
Size: 1/4"x1/4" TO  
1/2"x1/2"



**SKU: PEFIS**  
PE PUSH-FIT  
FI ADAPTOR  
Size: 1/4"x1/4" TO  
1/2"x1/2"



**SKU: PEMIE**  
PE PUSH-FIT  
MI ELBOW  
Size: 1/4", 3/8", 1/2"



**SKU: PEFIE**  
PE PUSH-FIT  
FI ELBOW  
Size: 1/4", 3/8", 1/2"



**SKU: PEMBV**  
PE PUSH-FIT MINI  
BALL VALVE  
Size: 1/4", 3/8", 1/2"

## FLUSHING VALVE:



**SKU: MFVNBC3**  
EXPOSED MANUAL  
OPERATED URINAL  
FLUSH VALVE  
WELS Rating:



**SKU: MFVNBC4**  
EXPOSED MANUAL  
OPERATED  
W.C. FLUSH VALVE



**SKU: AFVN1067ADE**  
URINAL [EXPOSED]  
CONCEAL AUTO  
SENSOR FLUSHING  
SYSTEM



**SKU: AFVN3700ADE**  
WC [EXPOSED]  
CONCEAL AUTO  
SENSOR FLUSHING  
SYSTEM



**SKU: AFVN1067AD**  
URINAL CONCEAL  
AUTO SENSOR  
FLUSHING SYSTEM



**SKU: AFVN3700AD**  
WC CONCEAL AUTO  
SENSOR  
FLUSHING SYSTEM

(Operated By Sensor:)

## DIRECT DRINKING NOZZLE FOR ANIMALS:



**SKU: ATN15-DL**



**SKU: ATN15-SP**



**SMART DRAIN FLOOR TRAP COVERS**



**SKU: SMARTDRAIN10040**  
AISI304L DECORATIVE  
SMARTDRAIN10040 TILE &  
MARBLE  
100MMx100MMxø37MM



**SKU: SMARTDRAIN10050-HDB**  
AISI304L DECORATIVE  
SMARTDRAIN10050 TILE &  
MARBLE (FOR HDB Projects)  
100MMx100MMxø48MM



**SKU: SMARTDRAIN12550**  
AISI304L DECORATIVE  
SMARTDRAIN12550 TILE &  
MARBLE  
125MMx125MMxø50MM



**SKU: SMARTDRAIN125-HDB**  
AISI304L DECORATIVE  
SMARTDRAIN125 TILE &  
MARBLE  
125MMx125MMxø103MM



**SKU: SMARTDRAIN125**  
AISI304L DECORATIVE  
SMARTDRAIN125 TILE &  
MARBLE  
125MMx125MMxø103MM



**NEW**  
**SKU: SMARTDRAIN125T-GCB**  
AISI304L LUXURY  
SMARTDRAIN TILE & MARBLE  
(For GCB Projects)  
125MMx125MMxø103MM



**SKU: SMARTDRAIN150-HDB**  
AISI304L DECORATIVE  
SMARTDRAIN150 TILE &  
MARBLE  
150MMx150MMxø103MM



**SKU: SMARTDRAIN150**  
AISI304L DECORATIVE  
SMARTDRAIN150 TILE &  
MARBLE  
150MMx150MMxø102MM



**SKU: SMARTDRAIN-U150**  
AISI304L DECORATIVE  
SMARTDRAIN URINAL  
TRAP COVER  
150MMx150MM

**FLOOR TRAP COVERS**



**SKU: 213MTN/213MTNB**  
213 UPVC ANTIMOSQUITO/  
INSECT TRAP DEVICE WITH  
FILTER



**SKU:SSCGN150HLS**  
6"X6" S/STEEL CAST ON  
GRATING C/W HAIRLINE  
FINISHING



**SKU:SSCGN150NHLS**  
6"X6" S/STEEL CAST ON  
GRATING C/W HAIRLINE  
FINISHING [NO HOLE]



**SKU:SSCGN150HLSHD**  
6"X6" S/STEEL CAST ON  
GRATING C/W HAIRLINE  
FINISHING [HEAVY DUTY]



**SKU:SSCGN150NHLSHD**  
6"X6" S/STEEL CAST ON  
GRATING C/W HAIRLINE  
FINISHING [HEAVY DUTY]  
NO HOLE



**SKU: SSGNHL-R3P**  
S/STEEL SS304 SQUARE  
GRATING C/W 3 PIN  
ROUND COVER  
4"x4" & 6"x6"



**SKU: SSGNHLNH-R3P**  
S/STEEL SS304 SQUARE  
GRATING C/W 3 PIN  
ROUND COVER [NO HOLE]  
4"x4" & 6"x6"



**SKU: SSGN-HLJ**  
S/STEEL GRATING C/W  
HAIRLINE FINISHING JAPAN  
STYLE /HEAVY DUTY  
Size availability:  
4"x4", 6"x6"



**SKU:SSGN-HL**  
S/STEEL 304/316 GRATING  
C/W HAIRLINE FINISHING  
Size availability:  
4"X4" & 6"X6"



**SKU: SSGN150HLWL**  
6" S/STEEL GRATING  
C/W HAIRLINE  
FINISHING [WITH LOCK]  
/ HEAVY DUTY



**SKU:SSGN-HLA**  
S/STEEL GRATING C/W  
HAIRLINE FINISHING  
[ANGLE]  
Size availability:  
4"X4", 6"X6"



**SKU:SSGN-HLNH**  
S/STEEL 304/316 GRATING C/W  
HAIRLINE FINISHING [NO HOLE]  
Size availability:  
4"X4" & 6"X6"



**SKU:SSGN150HLNHHL**  
6" S/STEEL GRATING C/W  
HAIRLINE FINISHING [NO  
HOLE WITH LOCK] /  
HEAVY DUTY



**SKU:SSUGN-HL**  
S/STEEL 304/316  
URINAL SQUARE GRATING  
C/W HAIRLINE FINISHING  
Size availability:  
6"X6" & 8"X8"



**SKU:213G150**  
213 GRATING  
6"X6"

## ROOF DRAIN GRATINGS & FLOOR WASTE



**SKU:SSCRGN-HL**  
S/STEEL CASTING  
ROUND FLOOR GRATING  
Size availability:  
4"X3", 6"X4"



**SKU:SSCRGN-NHHL316**  
S/STEEL CASTING  
ROUND FLOOR  
GRATING [NO HOLE]  
Size availability:  
3"X2"



**SKU:SSDGN080HL**  
80MM S/STEEL DOME  
GRATING C/W HAIRLINE  
FINISHING ROUND SHAPE



**SKU:SSDGN080HLA**  
80MM S/STEEL DOME  
GRATING C/W HAIRLINE  
FINISHING ALMOND  
SHAPE



**SKU:SSDGN080HLEB**  
80MM S/STEEL DOME  
GRATING C/W HAIRLINE  
FINISHING



**SKU:SSRGN-HL**  
S/STEEL ROUND GRATING  
C/W HAIRLINE FINISHING  
Size availability:  
80MM , 115MM



**SKU:SSRGN080HLJ**  
3" STAINLESS STEEL  
JAPANESE DESIGN  
ROUND GRATING



**SKU:DIDG80**  
3" DUCTILE IRON  
DOME GRATING



**SKU:DICPGN150**  
6"x6" DUCTILE IRON  
CAR PARK GRATING



**SKU:DIRG**  
DUCTILE IRON  
ROUND GRATING  
Size availability:  
4", 6"



**SKU:BRGN-HL**  
BRASS ROUND FLOOR  
GRATING  
Size availability:  
3"X2", 4"X3", 6"X4"



**SKU:BRGN-HLCP**  
BRASS ROUND GRATING  
C/W HAIRLINE FINISHING  
CHROME PLATED  
Size availability:  
4"X3", 6"X4"



**SKU:BGN150SRNHHL**  
BRASS SQUARE  
FLOOR GRATING  
[NO HOLE]  
Size availability:  
6"X6"



**SKU:BGN150SRNHHLCP**  
BRASS GRATING C/W  
HAIRLINE FINISHING  
CHROME PLATED [NO HOLE]  
Size availability:  
6"X6"



**SKU:213RG**  
ROUND GRATING  
3", 4"

SOAP & PAPER DISPENSER:



**SKU: SDN**  
S/STEEL SOAP  
DISH



**SKU: SDNH**  
HORIZONTAL AISI304  
LIQUID SOAP  
DISPENSER  
1200ML



**SKU: SDNV**  
VERTICAL AISI304  
LIQUID SOAP  
DISPENSER  
1000ML



**SKU: SDN610D**  
AISI304 AUTOMATIC  
SOAP DISPENSER  
650ML



**SKU: JRDN/ JRSDN/ SSPHN**  
JUMBO ROLL DISPENSER  
PAPER HOLDER

AISI304 & ANTIBACTERIAL GRAB BAR: (Size could be customized)



**SKU: SSGB**  
S/STEEL GRAB BAR  
250MM TO 900MM



**SKU: SSGBL7001200**  
S/STEEL GRAB BAR  
700MMx1200MM



**SKU: SSUGB800300**  
S/STEEL GRAB BAR  
800MMx300MM



**SKU: SSGBV700700**  
S/STEEL GRAB BAR  
700MMx700MM



**SKU: ABGB**  
ANTI-BACTERIAL NYLON  
GRAB BAR  
250MM TO 900MM



**SKU: ABGBL7001200**  
ANTI-BACTERIAL NYLON  
GRAB BAR  
700MMx1200MM



**SKU: ABUGB750200**  
ANTI-BACTERIAL NYLON  
GRAB BAR  
750MMx200MM



**SKU: ABGBV700700**  
ANTI-BACTERIAL NYLON  
GRAB BAR  
700MMx700MM

HAND DRYER:



**SKU: HDN210C**  
AUTOMATIC  
HAND DRYER



**SKU: HDN1882**  
AUTOMATIC QUICK DRY  
HAND DRYER

PAN COLLAR:



**SKU: 213PC100**  
SS213 PAN  
COLLAR 4"



**SKU: 213PC10025**  
SS213 PAN  
COLLAR 4"x1"



**SKU: 213PC10050**  
SS213 PAN  
COLLAR 4"x2"



**SKU: 213PC10080**  
SS213 PAN  
COLLAR 4"x3"



**SKU: 213PC100UK**  
4" UPVC SOFT  
PAN COLLAR



**SKU: 213PC10025UK**  
4"x1" W.C OFFSET  
SOFT PAN COLLAR

WC ACCESSORIES:



**SKU: 213PC100WC**  
4"x90 UPVC WC WIRE  
CONNECTOR



**SKU: 213PC100B**  
4"x90x180MM W.C  
BEND CONNECTOR



**SKU: DSWWHD/ DSWW**  
WC SEAT COVER  
HEAVY DUTY &  
LIGHT DUTY



**SKU: DSWWAK**  
ADULT TOILET SEAT  
WITH CHILD POTTY  
TRAINING COVER



**SKU: DSWWWL**  
MANUAL CONTROL SMART TOILET  
SEAT WITH DUAL WASHLET  
BIDET/HYGIENIC SPRAY



**SKU: TOTH633**  
TOTH633 - WC  
TOTH633-1 - URINAL



**SKU: AAVN**  
2" AIR ADMITTANCE  
VALVE



**SKU: GIWHWCB**  
GALVANISED IRON WALL  
HUNG WC BRACKET



**SKU: DSBSS**  
WC SEAT  
COVER BRACKET



**SKU: WCS8RD60**  
BRASS SCREW FOR  
WALL MOUNT WC

## WC BALL FLOAT:



**SKU: BFNHJ1226**  
3/8", 1/2" PLASTIC FLOAT  
VALVE, C/W SIDE OR  
PEDESTAL INLET



**SKU: BFN15BI**  
1/2" BOTTOM INLET  
PLASTIC FLOAT VALVE



**SKU: BFNHJ1207**  
1/2" PLASTIC FLOAT  
VALVE, SIDE INLET



**SKU: BFNHJ1209**  
1/2" PLASTIC COMPACT  
FLOAT VALVE C/W  
BALL, SIDE INLET

## WC SYPHON:



**SKU: SYPNHP09A**  
2" DUAL FLUSH SYPHON  
+ PUSH BUTTON C/W  
2" BASE OUTLET



**SKU: SYPNHP10A**  
2" TOP PRESS DUAL  
FLUSH WITH BASE  
OUTLET 50MM

## BIDET SPRAY SET:



**SKU: BSNW**  
PLASTIC BIDET  
SPRAY SET



**SKU: BSNC**  
BRASS CHROME  
BIDET SPRAY SET



**SKU: BSNS**  
STAINLESS STEEL  
BIDET SPRAY SET

## SHOWER ROSE:



**SKU: SRN50**  
BRASS CHROME  
OVERHEAD RAIN  
SHOWER ROSE  
50MM



**SKU: SRN100**  
4" SHOWER ROSE



**SKU: SRN150/200/250**  
PLASTIC CHROME  
OVERHEAD RAIN  
SHOWER ROSE 150MM/  
200MM/ 250MM



**SKU: SRN250-9214**  
SHOWER ROSE  
250MM



**SKU: SY860C**  
BRASS CHROME  
OVERHEAD STAR DESIGN  
SHOWER ROSE 200MM



**SKU: SY315C**  
BRASS CHROME  
SHOWER ROSE



**SKU: SY-707**  
LUXURY SPRINKLER  
LIFTER SHOWER SET



**SKU: SY689C**  
PLASTIC CHROME  
HAND SHOWER



**SKU: SY9573**  
HANDSHOWER PLASTIC  
CHROME PLATED



**SKU: SYA82**  
BRASS CHROME SHOWER  
ARM 1/2"X400MM



**SKU: SY303C**  
CHROME WALL  
MOUNTED SHOWER  
HEAD HOLDER

## FLEXIBLE TUBE/ HOSE & ACCESSORIES:



**SKU: FTN15**  
STAINLESS STEEL  
FLEXIBLE TUBE  
LENGTH:  
150MM TO 2100MM



**SKU: FTNM1015500**  
S/STEEL HOT/COLD  
FLEXIBLE TUBE  
M10 X 1/2" MIXER  
COPPER TUBE



**SKU: BSN1200**  
S/STEEL FLEXIBLE  
HOSE C/W JET  
NOZZLE  
1/2"X1200MM



**SKU: SHN**  
S/STEEL / PVC  
FLEXIBLE HOSE  
Size availability:  
1.2M, 1.5M, 1.8M



**SKU: MFEL**  
MIXER FLANGE  
ELBOW  
WITH LOCK



**SKU: MFE**  
MIXER FLANGE  
ELBOW

## WASTE & PLUG :



**SKU: WP35SS304**  
AISI304 WASTE  
PLUG & CHAIN  
1 1/4"



**SKU: WP42**  
BRASS WASTE  
PLUG & CHAIN  
1 1/4"



**SKU: WP312**  
BASKET SINK S/STEEL  
WASTE STRAINER  
LOCKABLE



**SKU: WP312F**  
BIG BASKET  
WASTE OD: 119x  
H:116x G:11/2"



**SKU: WP412F**  
BIG BASKET  
WASTE OD: 145x  
H:116x G:11/2"



**SKU: WP612F**  
BIG BASKET  
WASTE OD: 144x  
H:113x G:11/2"



**SKU: WPLBPU**  
1 1/2" LONG BATH POP-  
UP WASTE & PLUG

## OVERFLOW:



**SKU: NMP6/NMP6A**  
BASIN PUSH DOWN  
WASTE C/W  
OVERFLOW & NUT

## WASHIN MACHINE HOSE:



**SKU: WMI2M**  
1/2" X 2MM WASHING  
INLET HOSE



**SKU: WMO2M**  
2M WASHING MACHINE  
OUTLET PIPE

## BOTTLE TRAP:



**SKU: 213BT**  
UPVC BOTTLE TRAP  
35MM, 35x42MM, 42MM



**SKU: BTCP**  
1 1/4" CHROME PLATED  
BOTTLE TRAP



**SKU: RBBT**  
RUBBER BUSH FOR  
1 1/2" SS213 ELBOW TO  
1 1/4" CP BOTTLE TRAP //  
1 1/2" SS213 ELBOW TO  
1 1/2" CP BOTTLE TRAP

## ACCESSORIES:



**SKU: CCE32CP**  
CHROME PALTED  
[CXC] ELBOW  
FOR S/STEEL  
FLUSH PIPE



**SKU: CCU32CP**  
CHROME PALTED  
[CXC] SOCKET FOR  
S/STEEL FLUSH PIPE



**SKU: SSFP**  
S/STEEL FLUSH PIPE  
1000X400 & 700X300



**SKU: RBWC**  
RUBBER BUSH FOR  
WC S/STEEL & PVC  
FLUSH PIPE



**SKU: SSFP32**  
1 1/8" X 12" BRASS  
CP SHORT PIPE



**SKU: SAB / BAB**  
GALVANISED IRON  
SINK ANGLE BRACKET &  
BASIN ANGLE BRACKET  
Size availability:  
430MMX150MMX90°  
260MMX130MMX90°



**SKU: WHBR**  
WATER HEATER BRACKET  
FOR "RHEEM"  
Size availability:  
6 TO 30 GALLON



**SKU: PB**  
PORTMAN BRACKET  
FOR BASIN



**SKU: SSW30MESH**  
AISI304 WIRE 30MESH,  
1M X 30M Ø 0.21MM  
MESH SIZE: 0.65MM

**DZR BRASS:**



**SKU: CRRN**  
DZR BRASS  
REDUCING NIPPLE  
Size: 15x6mm,  
5x10mm,22x15mm



**SKU: CREN**  
DZR BRASS NIPPLE [MxM]  
Size availability:  
1/2" to 4"



**SKU: CRES015/  
CRES015L**  
DZR BRASS SOCKET  
Size: 1/2" x33mm, 1/2"x45mm



**SKU:CRRB**  
DZR BRASS BUSH  
Size availability:  
15X8mm to 65x50mm



**SKU:CRSP**  
DZR BRASS SCREW  
PLUG  
Size: 1/2" to 2"



**SKU: PGN15**  
1/2"X80MM [MlxFI]  
1/2"X60,100,200,  
400MM [MlxMI]



**SKU: PGN15080MFCP**  
1/2" BRASS PROLONGATED  
NIPPLE C/W  
[CHROME PLATED]



**SKU: PGN-MF**  
PROLONGATED NIPPLE  
1/2"X25,35,45,55,65,75,80,  
100MM, 3/4"X25MM [MlxFI]



**SKU:CRRB02015ICP**  
DZR BRASS BUSH  
Size: 3/4"x 1/2"

**AISI304 STRAINER (Size could be customized):**



**SKU: SSFTFN**  
AISI304 FLOOR TRAP  
STRAINER FOR FOOD  
COURT [INTERNAL  
FILTER]



**SKU: SSSPFN-R**  
S/STEEL FLOOR TRAP  
STRAINER FOR FOOD  
COURT [INTERNAL  
FILTER] C/W ROUND  
COLLAR



**SKU: SSFTFN80NC**  
S/STEEL FLOOR TRAP  
STRAINER FOR FOOD COURT  
[INTERNAL FILTER] W/O  
ROUND COLLAR



**SKU: SSSPFN-R12**  
S/STEEL FLOOR TRAP  
STRAINER FOR FOOD  
COURT [INTERNAL FILTER]  
12MM HOLE C/W ROUND  
COLLAR



**SKU: SSFTFN-12**  
S/STEEL FLOOR TRAP  
STRAINER FOR FOOD  
COURT [OUTER FILTER]  
12MM HOLE



**SKU: SSFTFN80NC12**  
S/STEEL FLOOR TRAP  
STRAINER FOR FOOD COURT  
[INTERNAL FILTER] 12MM  
HOLE W/O ROUND COLLAR

**“AMICO” TAP**



**SKU: AMCXG37**  
SINGLE HANDLE  
SINK MIXER



**SKU: AMCXG31**  
SINGLE LEVER  
SINK MIXER



**SKU: AMCMG2**  
SINGLE LEVER  
BASIN MIXER



**SKU: AMCXG15**  
E-ACTION WALL  
BIB TAP



**SKU: AMCYG3716**  
SINGLE HANDLE IN  
WALL SHOWER MIXER

## KEMBLA COPPER PIPE



COUNTRY OF ORIGINAL:AUSTRALIA  
WORKING PRESSURE:MAX 10 BARS  
STANDARD:BSEN1057

SIZE	X THICKNESS	Y THICKNESS	SIZE	X THICKNESS	Y THICKNESS
15MM	0.7MM	1.0MM	50MM	1.2MM	2.0MM
22MM	0.9MM	1.2MM	67MM	1.5MM	2.0MM
28MM	0.9MM	1.2MM	76MM	1.5MM	2.0MM
35MM	1.2MM	1.5MM	108MM	1.5MM	2.3MM
42MM	1.2MM	1.5MM	159MM	2.0MM	3.0MM



MEDICAL GAS TUBE TO BSEN13348  
COUNTRY OF ORIGINAL:AUSTRALIA

SKU	OD (MM)	THICKNESS (MM)	WEIGHT /LENGTH (Kg/5.8m)	SKU	OD (MM)	THICKNESS (MM)	WEIGHT /LENGTH (Kg/5.8m)
PIPCMG015K	15.0	0.7	1.63	PIPCMG042K	42.0	1.5	7.98
PIPCMG020K	22.0	0.9	3.09	PIPCMG050K	54.0	1.2	10.33
PIPCMG025K	28.0	0.9	3.98	PIPCMG065K	66.7	1.2	12.81
PIPCMG035K	35.0	1.2	6.61	PIPCMG080K	76.0	1.5	18.24

## norika® CAPILLARY & BRASS FITTING

STANDARD:BSEN1254-1



**SKU: MBLE45**  
45 DEGREE MBL ELBOW  
Size availability:  
1/2" to 6"



**SKU: MBLE90**  
MBL 90 DEGREE ELBOW  
Size availability:  
1/2" to 6"



**SKU: MBLRE90**  
MBL 90 DEGREE ELBOW  
Size availability:  
3/4"x 1/2" to 1"x 3/4"



**SKU: MBLES**  
MBL EQUAL SOCKET  
Size availability:  
1/2" to 6"



**SKU: MBLEC**  
MBL END CAP  
Size availability:  
1/2" to 6"



**SKU: MBLT**  
MBL EQUAL TEE  
Size availability:  
1/2" to 6"



**SKU: MBLFR**  
MBL FITTING REDUCER  
Size availability:  
3/4"x1/2" TO 3"xX21/2"



**SKU: MBLRS**  
MBL REDUCER  
Size availability:  
1/2"x3/8" to 6"x4"



**SKU: MBLFS**  
MBL FLANGE SOCKET  
Size availability:  
1/2" to 6"



**SKU: MBLRT**  
MBL REDUCER TEE  
Size availability:  
3/4"x1/2"to 6"x4"



**SKU: SR0**  
0% SILVER ROD



**SKU: MBLMIE**  
MBL MI ELBOW  
Size availability:  
15x1/2", 22x 1/2", 28x1/2", 35x1/2"



**SKU: MBLFIE**  
MBL FI ELBOW  
Size availability:  
1/2", 3/4", 1"



**SKU: MBLMIA**  
MBL MI ADAPTOR  
Size availability:  
1/2" to 4"



**SKU: MBLFIA**  
MBL FI ADAPTOR  
Size availability:  
1/2" to 2 1/2"

# COPPER PRESSFIT / COMPRESSION FITTING (STANDARD: BSEN1254-2:1998)

PRESSFIT FITTINGS MATERIAL: COPPER



**SKU: PFNE45-45 DEG ELBOW**  
Size availability:  
1/2" to 3"



**SKU: PFNE45-MF 45DEG ELBOW Mx F**  
Size availability:  
1/2" to 3"



**SKU: PFNE90-90 DEG ELBOW**  
Size availability:  
1/2" to 3"



**SKU: PFNE90-MF 90 DEG ELBOW Mx F**  
Size availability:  
1/2" to 3"



**SKU: PFNE90-90 DEG REDUCING ELBOW**  
Size availability:  
3/4"x1/2", 1"x1/2"



**SKU: PFNEC END CAP**  
Size availability:  
1/2" to 2 1/2"



**SKU: PFNES EQUAL SOCKET**  
Size availability:  
1/2" to 3"



**SKU: PFNESL EQUAL LONG SOCKET**  
Size availability:  
1/2" to 2 1/2"



**SKU: PFNRS REDUCING SOCKET**  
Size availability:  
3/4"x1/2" to 2 1/2"x 2"



**SKU: PFNRS-MF REDUCER Mx F**  
Size availability:  
3/4"x1/2" to 3"x2 1/2"



**SKU: PFNET EQUAL TEE**  
Size availability:  
1/2" to 3"



**SKU: PFNRT REDUCING TEE**  
Size availability:  
3/4"x1/2" to 3"x 2 1/2"



**SKU: PFNRT0201520 REDUCING TEE**  
Size availability:  
3/4"x 3/4"x1/2"



**SKU: PFNRT0201515 REDUCING TEE**  
Size availability:  
3/4"x1/2" X1/2"



**SKU: PFNRT0151520 REDUCING TEE**  
Size availability:  
1/2"x 3/4"x1/2"



**SKU: PFNCO CROSS OVER**  
Size availability:  
1/2", 3/4"



**SKU: CPSSN AISI304 COPPER PIPE SUPPORT SLEEVE FOR PRESS FIT CLIMPING**  
1" to 4"

## PRESSFIT FITTINGS MATERIAL: DZR BRASS



**SKU: PFNMIA DZR BRASS PRESSFIT [MI] ADAPTOR**  
Size availability:  
1/2" to 3"



**SKU: PFNFIA DZR BRASS PRESSFIT [FI] ADAPTOR**  
Size availability:  
1/2" to 2 1/2"



**SKU: PFNFIE15/ PFNFIE15L DZR BRASS PRESSFIT FI ELBOW**  
Size availability:  
1/2"



**SKU: PFNMIE015 DZR BRASS PRESSFIT FI ELBOW**  
Size availability:  
1/2"



**SKU: PFNFE015 DZR BRASS FI WALLPLATE ELBOW**  
Size availability:  
1/2"

## COMPRESSION FITTINGS MATERIAL: DZR BRASS



**SKU: CRCCU/ CRCCU-CP COUPLER [Cx C]**  
Size availability:  
1/2" to 2"



**SKU: CRCFIU/ CRCFIU-CP Cx FI COUPLER**  
Size availability:  
1/2" to 2"



**SKU: CRCMIU/ CRCMIU-CP Cx MI COUPLER**  
Size availability:  
1/2" to 2"



**SKU: CRCFIE/ CRCFIE-CP Cx FI ELBOW**  
Size availability:  
1/2" to 2"



**SKU: CRCCE/ CRCCE-CP ELBOW [Cx C]**  
Size availability:  
1/2" to 2"



**norika**® **COMPRESSION FITTING / BRASS FITTING**  
(STANDARD: BSEN1254-2:1998)



**SKU: CRCMIT/ CRCMIT-CP**  
CXCXMI TEE  
Size availability:  
1/2", 1", 1 1/2"



**SKU: CRCFIT/ CRCFIT-CP**  
CXCXFI TEE  
Size availability:  
1/2", 42x42x1/2"



**SKU: CRCCT/ CRCCT-CP**  
REDUCING TEE [CxX]  
Size availability:  
1/2" X 1/2" X 3/4" to 2" X 2" X 1"



**SKU: CRCMIU**  
CXMI COUPLER  
Size availability:  
15MMX 3/4" to 22MMX 1/2"



**SKU: CRCFIU02015**  
CXFI COUPLER  
Size availability:  
22MMX 1/2"



**SKU: CRCCU/ CRCCU-CP**  
CXC REDUCING COUPLER  
Size availability:  
15X12MM to 28X22MM



**SKU: CRCCE/ CRCCE-CP**  
CXC REDUCING ELBOW  
Size availability:  
15X10MM, 22X15MM,  
28X15MM, 35X28MM



**SKU: CRCMIE/ CRCMIE-CP**  
CxMI ELBOW  
Size availability:  
1/2" to 2"



**SKU: CRSE**  
STOP END  
Size availability:  
1/2" TO 2"



**SKU: CRCMICT015/ CRCMICT015CP**  
CXMIXC TEE  
Size availability:  
1/2"



**SKU: CRCFICT015/ CRCFICT015CP**  
CXFIXC TEE  
Size availability:  
1/2"



**SKU: CRCCT/ CRCCT-CP**  
TEE [CxX]  
Size availability:  
1/2" to 2"



**SKU: CRSF025**  
DZR BRASS SWIVEL  
FERRULE  
Size availability:  
1"



**SKU: CRFE015/ CRFE015CP**  
CxFI WALLPLATE ELBOW  
15MMX 1/2"



**SKU: CRFT015/ CRFT015CP**  
CxFI WALLPLATE TEE  
Size availability:  
1/2"



**SKU: CRCR**  
COMPRESSION RING  
Size availability:  
10MM to 108MM



**SKU: PPRQFNES**  
COMPRESSION COUPLER  
(PPR-COPPER QUCIK FIT  
BRASS CR EQUAL SOCKET)  
Size: 20x15MM, 20x22MM, 25x22MM

**norika**® **STRAINER**



**SKU: YSDIN**  
DUCTILE IRON FLANGE  
END PN16 Y STRAINER  
3" to 12"



**SKU: YSCRN**  
BRASS CR Y PATTERN  
STRAINER FEMALE BSP  
THREAD PN16  
1/2" to 2 1/2"



**SKU: YSCRPFN**  
BRASS CR PRESS FIT  
Y PATTERN STRAINER  
PN16  
1/2" to 2 1/2"



**SKU: PGIN-GL**  
STAINLESS S/STEEL 304  
GREASE INTERCEPTOR  
Size availability(GALLON):  
10 / 25 / 50



**SKU: GIMSFS**  
"NORIKA®" GI MILD STEEL  
FLOOR SUMP



COUNTRY OF ORIGINAL: CHINA  
WORKING PRESSURE: MAX 25 BARS

SKU	DN	THICKNESS	SKU	DN	THICKNESS
PIPSS015N	15MM	0.6MM	PIPSS050N	50MM	1.2MM
PIPSS020N	22MM	0.7MM	PIPSS065N	67MM	1.2MM
PIPSS025N	28MM	0.8MM	PIPSS080N	76MM	1.5MM
PIPSS035N	35MM	1.0MM	PIPSS100N	108MM	1.5MM
PIPSS042N	42MM	1.1MM			



**SKU: SSPFNES**  
EQUAL SOCKET  
Size availability:  
1/2" to 4"



**SKU: SSPFNES-L**  
EQUAL LONG SOCKET  
Size availability:  
1/2" to 4"



**SKU: SSPFNRS-MF**  
REDUCER MXF  
Size availability:  
3/4"x1/2" to 4"x3"



**SKU: SSPFNRS**  
REDUCER  
Size availability:  
3/4"x1/2" to 4"x3"



**SKU: SSPFNEC**  
END CAP  
Size availability:  
1/2" to 4"



**SKU: SSPFNE90-MF**  
90DEG ELBOW MXF  
Size availability:  
1/2" to 4"



**SKU: SSPFNE90-**  
90DEG ELBOW  
Size availability:  
1/2" to 4"



**SKU: SSPFNE45-MF**  
45DEG ELBOW MXF  
Size availability:  
1/2" to 4"



**SKU: SSPFNE45-**  
45DEG ELBOW  
Size availability:  
1/2" to 4"



**SKU: SSPFNRE90-**  
90DEG REDUCING ELBOW  
Size availability:  
3/4"x1/2" to 2 1/2"x 1 1/4"



**SKU: SSPFNFI**  
90DEG FI ELBOW  
Size availability:  
1/2" to 2 1/2"



**SKU: SSPFNMI**  
90DEG MI ELBOW  
Size availability:  
3/4"x1/2" to 54X2"



**SKU: SSPFNET**  
EQUAL TEE  
Size availability:  
1/2" to 4"



**SKU: SSPFNRT**  
REDUCING TEE  
Size availability:  
3/4"x1/2" to 4"x3"



**SKU: SSPFNFI**  
FI TEE  
Size availability:  
1/2" to 67x67x1/2"



**SKU: SSPFNMI**  
MI TEE  
Size availability:  
1/2" to 54x54x2"



**SKU: SSPFNFI**  
FI ADAPTOR  
Size availability:  
15X1/2" to 54X2"



**SKU: SSPFNMI**  
MI ADAPTOR  
Size availability:  
15X1/2" to 108X4"



**SKU: SSPFNMI**  
[MI] PIPE  
Size availability:  
1/2" to 2"



**SKU: SSPFNFE015**  
WALLPLATE FI ELBOW



**SKU: SSPFNCT353525MI15FI**  
11/4"x11/4x1"MIx1/2"FI  
PRESSFIT CROSS TEE



**SKU: SSPFNMI**  
MALE JOINT  
CONNECTOR  
Size availability:  
15X1/2" to 108X4"



**SKU: SSPFNFI**  
FEMALE JOINT  
CONNECTOR  
Size availability:  
15X1/2" to 54X2"



**SKU: SSPFNFI**  
PRESSFIT FLANGE  
SOCKET  
Size availability:  
1 1/4" to 4"



**SKU: SSPFNFI**  
FLANGE SOCKET  
Size availability:  
1 1/2" to 4"



**SKU: SSPFNFI**  
WALLPLATE FI TEE  
15MM x15MM x 1/2"



**SKU: SSPFNFI**  
PRESSFIT FLANGE  
REDUCE SOCKET  
3"x2" to 6"x4"



**SKU: SSPFNCO**  
PRESSFIT CROSS OVER  
15MM, 22MM, 28MM

\* Customisation options are available



**SKU: SS304NM05015X-**  
PRESSFIT SINGLE SIDED  
MANIFOLDS  
2" PIPE X n NOS 1/2" [MI]



**SKU: SSPFNFE015S**  
PRESSFIT WALL PLATE  
DOUBLE ELBOW  
15X 1/2" [FI]



COUNTRY OF ORIGINAL: CHINA  
WORKING PRESSURE: MAX 25 BARS

SKU	DN	THICKNESS	SKU	DN	THICKNESS
PIPSS316L015N	15MM	0.6MM	PIPSS316L050N	50MM	1.2MM
PIPSS316L020N	22MM	0.7MM	PIPSS316L065N	67MM	1.2MM
PIPSS316L025N	28MM	0.8MM	PIPSS316L080N	76MM	1.5MM
PIPSS316L035N	35MM	1.0MM	PIPSS316L100N	108MM	1.5MM
PIPSS316L042N	42MM	1.1MM			

<p><b>SKU: SS316LPFNES</b> EQUAL SOCKET Size availability: ½" to 4"</p>	<p><b>SKU: SS316LPFNES-L</b> EQUAL LONG SOCKET Size availability: ½" to 4"</p>	<p><b>SKU: SS316LPFNRS-MF</b> REDUCER MXF Size availability: ¾"X½" to 4"X3"</p>	<p><b>SKU: SS316LPFNRS</b> REDUCER Size availability: ¾"X½" to 4"X3"</p>	<p><b>SKU: SS316LPFNEC</b> END CAP Size availability: ½" to 4"</p>	<p><b>SKU: SS316LPFNE90-MF</b> 90DEG ELBOW MXF Size availability: ½" to 4"</p>
<p><b>SKU: SS316LPFNE90-</b> 90DEG ELBOW Size availability: ½" to 4"</p>	<p><b>SKU: SS316LPFNE45-MF</b> 45DEG ELBOW MXF Size availability: ½" to 4"</p>	<p><b>SKU: SS316LPFNE45-</b> 45DEG ELBOW Size availability: ½" to 4"</p>	<p><b>SKU: SS316LPFNRE90-</b> 90DEG REDUCING ELBOW Size availability: ¾"X½" to 2½"X1¼"</p>	<p><b>SKU: SS316LPFNFI</b> 90DEG FI ELBOW Size availability: ½" to 2½"</p>	<p><b>SKU: SS316LPFNMIP</b> [MI] PIPE Size availability: ½" to 2"</p>
<p><b>SKU: SS316LPFNTE</b> EQUAL TEE Size availability: ½" to 4"</p>	<p><b>SKU: SS316LPFNRT</b> REDUCING TEE Size availability: ¾"X½" to 4"X3"</p>	<p><b>SKU: SS316LPFNFI</b> FI TEE Size availability: ½" to 67x67x1/2"</p>	<p><b>SKU: SS316LPFNMI</b> MI TEE Size availability: ½" to 54x54x2"</p>	<p><b>SKU: SS316LPFNFIA</b> FI ADAPTOR Size availability: 15X½" to 54X2"</p>	<p><b>SKU: SS316LPFNMA</b> MI ADAPTOR Size availability: 15X½" to 108X4"</p>
<p><b>SKU: SS316LPFNME</b> 90DEG MI ELBOW Size availability: ¾"X½" to 54X2"</p>	<p><b>SKU: SS316LPFNFE015</b> WALLPLATE FI ELBOW</p>	<p><b>SKU: SS316LPFNCT353525MI15FI</b> 11/4"X11/4X1" MIX1/2" FI PRESSFIT CROSS TEE</p>	<p><b>SKU: SS316LPFNMC</b> MALE JOINT CONNECTOR Size availability: 15X½" to 108X4"</p>	<p><b>SKU: SS316LPFNFC</b> FEMALE JOINT CONNECTOR Size availability: 15X½" to 54X2"</p>	<p><b>SKU: SS316LPFNFLS</b> PRESSFIT FLANGE SOCKET Size availability: 1¼" to 4"</p>
<p><b>SKU: SS316LPFNFP</b> FLANGE SOCKET Size availability: 1½" to 4"</p>	<p><b>SKU: SSPFNFT015</b> WALLPLATE FI TEE 15MM x 15MM x ½"</p>	<p><b>SKU: SS316LPFNFLS</b> PRESSFIT FLANGE REDUCE SOCKET 3"x2" to 6"x4"</p>	<p><b>SKU: SS316LPFNCO</b> PRESSFIT CROSS OVER 15MM, 22MM, 28MM</p>	<p><b>* Customisation options are available</b></p> <p><b>SKU: SS316LNM05015X-</b> PRESSFIT SINGLE SIDED MANIFOLDS 2" PIPE X n NOS ½" [MI]</p>	



# PEX-B/AL/PEX-B THREE LAYER PIPE & FITTINGS ( STANDARD: BS EN 21003, SS375)



**STRAIGHT PIPE SKU: PIPPEXL**  
**WORKING PRESSURE: MAX 10 BARS**



**ROLL TYPE SKU: PIPPEX**  
**WORKING PRESSURE: MAX 10 BARS**

SKU	OD	ID	Thickness	Length	SKU	OD	ID	Thickness	Length
PIPPEXL16	16MM	12MM	2.0MM	5.8M	PIPPEXL40	40MM	32MM	4.0MM	5.8M
PIPPEXL20	20MM	16MM	2.0MM	5.8M	PIPPEXL50	50MM	41MM	4.5MM	5.8M
PIPPEXL25	25MM	20MM	2.5MM	5.8M	PIPPEXL63	63MM	51MM	6.0MM	5.8M
PIPPEXL32	32MM	26MM	3.0MM	5.8M	PIPPEXL75	75MM	60MM	7.5MM	5.8M

SKU	OD	ID	Thickness	M/Roll	SKU	OD	ID	Thickness	M/Roll
PIPPEX16	16MM	12MM	2.0MM	200M	PIPPEX25	25MM	20MM	2.5MM	100M
PIPPEX20	20MM	16MM	2.0MM	200M	PIPPEX32	32MM	26MM	3.0MM	50M

## F6 PUSH-FIT



**SKU: PEXF6EC**  
**END CAP**  
Size availability:  
16 to 32mm



**SKU: PEXF6E90-**  
**EQUAL ELBOW**  
Size availability:  
16 to 32mm



**SKU: PEXF6RE90-**  
**ELBOW REDUCER**  
Size availability:  
20x16 to 32x25mm



**SKU: PEXF6ES**  
**EQUAL SOCKET**  
Size availability:  
16 to 32mm



**SKU: PEXF6RS**  
**REDUCE SOCKET**  
Size availability:  
20x16 to 32x25mm



**SKU: PEXF6ET**  
**EQUAL TEE**  
Size availability:  
16 to 32mm



**SKU: PEXF6RT**  
**REDUCE TEE**  
Size availability:  
16x16x20 to  
32x32x25mm



**SKU: PEXF6MIT**  
**MI TEE**  
Size availability:  
16x1/2" to 32x1"



**SKU: PEXF6FIT**  
**FI TEE**  
Size availability:  
16x1/2" to 32x1"



**SKU: PEXF6MIA**  
**MI ADAPTOR**  
Size availability:  
16x1/2" to 32x11/4"



**SKU: PEXF6FIA**  
**FI ADAPTOR**  
Size availability:  
16x1/2" to 32x11/4"



**SKU: PEXF6MIE**  
**MI ELBOW**  
Size availability:  
16x1/2" to 32x1"



**SKU: PEXF6FIE**  
**FI ELBOW**  
Size availability:  
16x1/2" to 32x11/4"



**SKU: PEXF6BV**  
**BALL VALVE**  
Size availability:  
16 to 25mm



**SKU: PEXF6FE16**  
**FI WALLPLATE**  
**ELBOW**  
Size availability:  
16x1/2" to 25x3/4"



**SKU: PEXF6FE-S**  
**ASSEMBLY DOUBLE**  
**FLANGE ELBOW**  
Size availability:  
16x1/2" to 20x1/2"

# F5 PRESS-FIT FITTINGS



**SKU: PEXF5ET**  
EQUAL TEE  
Size availability:  
16 to 75mm



**SKU: PEXF5EC**  
END CAP  
Size availability:  
16 to 75mm



**SKU: PEXF5E90-**  
EQUAL ELBOW  
Size availability:  
16 to 75mm



**SKU: PEXF5RE90-**  
ELBOW REDUCER  
Size availability:  
20x16 to 63x50mm



**SKU: PEXF5ES**  
EQUAL SOCKET  
Size availability:  
16 to 75mm



**SKU: PEXF5RS**  
REDUCE SOCKET  
Size availability:  
20x16 to 75x63mm



**SKU: PEXF5RT**  
REDUCE TEE  
Size availability:  
16x16x20 to  
75x75x63mm



**SKU: PEXF5MIT**  
MI TEE  
Size availability:  
16x1/2" to 50x11/2"



**SKU: PEXF5FIT**  
FI TEE  
Size availability:  
16x1/2" to 75x21/2"



**SKU: PEXF5MIA**  
MI ADAPTOR  
Size availability:  
16x1/2" to 75x3"



**SKU: PEXF5FIA**  
FI ADAPTOR  
Size availability:  
16x1/2" to 75x21/2"



**SKU: PEXF5MIE**  
MI ELBOW  
Size availability:  
16x1/2" to 63x2"



**SKU: PEXF5FIE**  
FI ELBOW  
Size availability:  
16x1/2" to 63x2"



**SKU: PEXF5FJC**  
FI UNION  
Size availability:  
16 to 50x11/2"



**SKU: PEXF5FE16**  
FI WALLPLATE  
ELBOW  
Size availability:  
16x1/2" to 25x3/4"



**SKU: PEXF5FE-S**  
ASSEMBLY DOUBLE  
FLANGE ELBOW  
Size availability:  
16x1/2" to 20x1/2"



**SKU: PEXF5BV**  
BALL VALVE  
Size availability:  
16 to 25mm



**SKU: PEXF5E45-**  
EQUAL ELBOW  
Size availability:  
16 to 75mm

## MACHINE AND TOOLS



**CODE: PEXMR1675**  
16MM-75MM  
"REMS®" PEX  
PRESS TOOL



**CODE: PEXTCT**  
MULTILAYER PIPE  
CALIBRATION  
TOOL/PLATIC REAMER  
Size: 16-25MM & 20-32MM



**CODE: PEXTBSE**  
MULTILAYER PIPE  
EXTERNAL BENDING  
SPRING  
Size: 16-32MM



**CODE: PEXTBSI**  
MULTILAYER PIPE  
INTERNAL BENDING  
SPRING  
Size: 16-32MM



**CODE: PEXTPT1632**  
16-32MM MULTILAYER  
PIPE LENGTHENED  
MANUAL PRESSING  
TOOL



**CODE: PEXTC**  
CLAMP JAW FOR  
LENGTHENED MANUAL  
PRESSING TOOL  
Size: 16-32MM



**SKU: PIPHUB-EPC**  
EPOXY COATED  
HUBLESS PIPE  
Size availability:  
2" to 12"



**SKU: HUBSP-EPC**  
EPOXY COATED  
HUBLESS SHORT PIPE  
WITH ACCESS DOOR  
Size availability:  
3" to 6"



**SKU: HUBCT-EPC**  
EPOXY COATED  
HUBLESS CROSS TEE  
Size availability:  
4"x2", 4"x4", 6"x4"



**SKU: HUBEC-EPC**  
EPOXY COATED  
HUBLESS CAP  
Size availability:  
2" to 8"



**SKU: HUBRS-EPC**  
EPOXY COATED  
HUBLESS REDUCER  
Size availability:  
3"x2" to 12"x10"



**SKU: HUBB15-EPC**  
EPOXY COATED  
HUBLESS 15DEG BEND  
Size availability:  
2" to 8"



**SKU: HUBB30-EPC**  
EPOXY COATED  
HUBLESS 30DEG BEND  
Size availability:  
2" to 12"



**SKU: HUBB45-EPC**  
EPOXY COATED  
HUBLESS 45DEG BEND  
Size availability:  
2" to 12"



**SKU: HUBB90-EPC**  
EPOXY COATED  
HUBLESS 88DEG BEND  
Size availability:  
2" to 12"



**SKU: HUBB9010050EPC**  
EPOXY COATED  
HUBLESS 90 DEG BEND  
Size availability:  
4" x 2"



**SKU: HUBYT-EPC**  
EPOXY COATED HUBLESS  
BRANCH TEE 45DEG  
Size availability:  
2" to 12"



**SKU: HUBET-EPC/  
HUBRT-EPC**  
EPOXY COATED HUBLESS  
BRANCH TEE 88DEG  
Size availability:  
2" to 10"



**SKU: HUBPT100EPC**  
EPOXY COATED  
HUBLESS P TRAP  
Size availability:  
4"x4"



**SKU: HUBPT10050EPC**  
EPOXY COATED  
HUBLESS P TRAP  
Size availability:  
4"x2"



**SKU: HUBST100EPC**  
EPOXY COATED  
HUBLESS S TRAP  
Size availability:  
4"



**SKU: HUBST10050EPC**  
EPOXY COATED  
HUBLESS S TRAP  
Size availability:  
4"x2"



**SKU: EPCP**  
HUBLESS EPOXY PIPE  
ANTI-CORROSION  
SEALING PAINT

**FITTINGS MATERIAL: AISI304/ CARBON STEEL**



**SKU: HUBC**  
TYPE A CLIPS  
Size availability:  
2" to 12"



**SKU: HUBC**  
TYPE A REDUCE CLIPS  
Size availability:  
2"x1 1/2" to 4"x3"



**SKU: HUBC-B**  
TYPE B RAPID COUPLING  
Size availability:  
2" to 12"



**SKU: HUBC-F**  
TYPE F HIGH RISE CLIPS  
Size availability:  
2" to 6"



**SKU: HUBKV**  
KOMBI GRIP COLLAR  
Size availability:  
2" to 6"



**SKU: HUBKV**  
KOMBI GRIP COLLAR  
Size availability:  
8" to 12"



**SKU: HUBCV**  
CV GRIP COLLAR  
Size availability:  
4" to 6"



**SKU: HUBRTW516**  
TORQUE WRENCH  
FOR HUBLESS CLIP

**norika** CAST IRON HUBLESS PIPE & FITTINGS



**SKU: PIPHUB**  
HUBLESS PIPE  
Size availability: 2"-12"



**SKU:HUBB90**  
HUB BEND 90DEG  
Size availability: 2"-12"



**SKU:HUBB9010050**  
HUB BEND 90DEG  
Size availability: 4"x2"



**SKU:HUBB45**  
HUB BEND 45DEG  
Size availability: 2"-8"



**SKU:HUBRS**  
HUB REDUCER  
Size availability:  
3"x2" - 8"x6"



**SKU: HUBEC**  
HUB END CAP  
Size availability: 2"-8"



**SKU:HUBYT**  
HUB Y TEE  
Size availability:  
2"x2" ~ 10"x8"



**SKU:HUBCT**  
HUB CROSS TEE  
Size availability:  
4"x2", 4"x4", 4"x3", 6"x4"



**SKU:HUBET**  
HUB EQUAL TEE  
Size availability: 2"-8"



**SKU:HUBRT**  
HUB REDUCE TEE  
Size availability: 2"-8"



**SKU:HUBSP**  
HUB SHORT PIPE  
Size availability: 2"-8"



**SKU:HUBST10050**  
HUB S TRAP  
Size availability: 4"x2"



**SKU:HUBPT10050**  
HUB P TRAP  
Size availability: 4"x2"



**SKU:HUBPT100**  
HUB P TRAP  
Size availability: 4", 4"x3"



**SKU:HUBST100**  
HUB S TRAP  
Size availability: 4"



**SKU:HUBPT1008050**  
HUB P TRAP  
Size availability: 4"x3"x2"



**SKU:CIPT150100**  
CAST IRON P TRAP  
Size availability: 4", 6"x4"



**SKU:CIST150100**  
CAST IRON S TRAP  
Size availability: 4", 6"x4"

# **COUPLINGS & CLAMPS**

## MATERIAL: AISI304



**SKU: SSHRC**  
AISI304 HALF  
REPAIR CLAMP  
Size availability:  
13-15mm to 575-600mm



**SKU: SSFRC**  
AISI304 FULL  
REPAIR CLAMP  
Size availability:  
32-39mm to 410-420mm



**SKU: SSC100**  
STAINLESS STEEL  
HOSE CLIP  
Size availability:  
6-12mm to 155-311mm

## MATERIAL: DUCTILE IRON



**SKU: DIFC-EPC**  
HEAVY DUTY DUCTILE IRON  
FLEXIBLE COUPLING C/W  
EPOXY COATED  
Size availability:  
3" to 16"



**SKU: DIFA-EPC**  
HEAVY DUTY DUCTILE IRON  
FLANGE ADAPTOR C/W  
EPOXY COATED  
Size availability:  
3" to 16"

## MATERIAL: BRASS



**SKU: CFRCN**  
BRASS REPAIR CLAMP  
Size: 15mm TO 54mm

# **WATER METERS**



**SKU:WMN-D**  
SINGLE JET DRY DIAL  
COLD WATER METER  
[SCREW END]  
[13D]



**SKU: WMN015-PD**  
1/2" BRASS SINGLE JET  
DRY DIAL COLD  
WATER METER



**SKU:WMN**  
WATER METER  
[SCREW END]  
1/2" to 2"



**SKU:WMNF-WP**  
WATER METER  
[FLANGE END]  
2 1/2" to 8"



**SKU:WMSN-V**  
SMART WATER METER WITH  
MODBUS RTU OUTPUT  
[SCREW END]  
Size: 15mm to 35mm



**SKU:WMSN-V**  
SMART WATER METER WITH  
MODBUS RTU OUTPUT  
[SCREW END]  
Size: 42mm



**SKU:WMSN-FV**  
SMART WATER METER WITH  
MODBUS RTU OUTPUT  
[FLANGE END]  
Size: 50mm to 200mm



**SKU:WMSN**  
SMART WATER METER WITH  
MODBUS RTU OUTPUT  
[SCREW END]  
Size: 15mm to 50mm



**SKU:WMSN-F**  
SMART WATER METER WITH  
MODBUS RTU OUTPUT  
[FLANGE END]  
Size : 50mm to 200mm



**SKU: WMNC**  
WATER METER  
BRASS CONNECTOR  
1/2"x295MM, 1/2"xX55MM,  
3/4"x50MM





**SKU: PG**  
STANDARD DRY  
PRESSURE GAUGE



**SKU: PG-OF**  
STAINLESS STEEL  
CASING OIL FILLED  
PRESSURE GAUGE



**SKU: PGM**  
STAINLESS STEEL  
CASING MICROMANO  
PRESSURE GAUGE  
0~7PSI



**SKU: PG-030**  
STAINLESS STEEL  
CASING MICROMANO  
PRESSURE GAUGE  
0~30PSI



**SKU: PGB060150**  
1/4"X60MM DRY  
PRESSURE GAUGE  
[BACK CONNECTION]



**SKU: PGABT006D90**  
STAINLESS STEEL  
PRESSURE GAUGE  
BUFFER TUBE



**SKU: PGAS**  
STAINLESS STEEL  
PRESSURE GAUGE  
SNUBBER  
Size: 1/4", 1/2"



**SKU:AB-R**  
INFLATABLE BLUE  
RUBBER TESTING BAG  
2" to 12"



**SKU:AB-R1**  
INFLATABLE BLACK  
RUBBER TESTING BAG  
4" & 6"



**SKU:AB100RL**  
INFLATABLE BLACK  
RUBBER TESTING BAG  
4" (LONG)



**SKU:ABSEW150P**  
INFLATABLE RUBBER  
TESTING BALLON  
6"



**SKU:ABSEW100-150**  
INFLATABLE RUBBER  
TESTING BALLON  
4" & 6"



**SKU:AB-RPX2**  
4", 6" INFLATABLE  
BLACK RUBBER DRAIN  
TESTING BAG  
(AB-RP1+AB-R1)



**SKU:AB-RP1**  
INFLATABLE BLACK  
RUBBER DRAIN  
TESTING BAG  
4" & 6"



**SKU:AB-RP**  
INFLATABLE BLUE  
RUBBER TESTING BAG  
2"X1/2" to 8"X1/2"



**SKU:TP**  
CENTRE LOCKING  
DRAIN TEST PLUGS  
20mm & 25mm



**SKU:TP**  
CENTRE LOCKING  
DRAIN TEST PLUGS  
42mm to 375mm



**SKU:TP**  
CENTRE LOCKING &  
MULTI-LOCKING  
DRAIN TESTING PLUGS  
400mm to 600mm



**SKU:TP**  
CENTRE LOCKING &  
MULTI-LOCKING  
DRAIN TESTING PLUGS  
700mm to 1200mm



**SKU:TPN**  
HYDRAULIC PRESSURE  
TESTING PUMP  
1500PSI



**SKU: TPNM**  
MOTORISED POWER  
TEST PUMP



**SKU: BRCT015MFCP**  
CROSS-TYPE WATER  
DIVERTER C/W SWIVEL FEMALE



**SKU: UG200**  
U GAUGE (-100~100mm)



**SKU: UG300**  
U GAUGE (-150~150mm)



**SKU:ABAHP**  
HIGH PRESSURE MINI HAND-HELD  
MULTI-FUNCTION AIR PUMP



**SKU:ABAFP**  
MULTI-FUNCTION AIR  
FILLERPUMP



**SKU: GIP**  
GI PLUG  
1/2" TO 2"



**SKU: GIE90**  
90DEG GI ELBOW  
1/2" TO 4"



**SKU: GIE45**  
45DEG GI ELBOW  
1/2" TO 4"



**SKU: GIES**  
GI SOCKET  
1/2" TO 2 1/2"



**SKU: GIET**  
GI EQUAL TEE  
1/2" TO 4"



**SKU: GIRT**  
GI REDUCING TEE  
1" x 1/2" TO 2" x 1"



**SKU: GIU**  
GI UNION  
1/2" TO 2 1/2"



**SKU: GIEN**  
GI NIPPLE  
1/2" TO 4"



**SKU: GIRB**  
GI BUSH  
1/2" x 3/8" TO 2" x 1 1/2"



**SKU: GIEC**  
GI CAP  
1/2" TO 2"

## STAINLESS STEEL 304/316 FITTING



**SKU: SS304SP**  
AISI304 PLUG  
1/2" TO 4"



**SKU: SS304E90**  
90 DEG ELBOW  
1/2" TO 4"



**SKU: SS304E45**  
45 DEG ELBOW  
1/2" TO 2 1/2"



**SKU: SS304ES**  
AISI304 SOCKET  
1/2" TO 4"



**SKU: SS304ET**  
AISI304 EQUAL TEE  
1/2" TO 4"



**SKU: SS304RS**  
AISI304 REDUCING  
SOCKET  
3/4" x 1/2" TO 2" x 1 1/2"



**SKU: SS304RT**  
AISI304 REDUCING TEE  
3/4" x 1/2" TO 2" x 1 1/2"



**SKU: SS304U**  
AISI304 UNION  
1/2" TO 3"



**SKU: SS304UMF**  
AISI304 UNION M/F  
1/2" TO 2 1/2"



**SKU:**  
SS304EN/SS316EN  
AISI304/AISI316  
NIPPLE  
1/2" TO 4"



**SKU: SS304RN**  
AISI304 R/NIPPLE  
3/4" x 1/2" TO 2" x 1 1/4"



**SKU: SS304RB**  
AISI304 BUSH  
1/2" x 3/8" TO 4" x 3"



**SKU: SS304ES-MF**  
AISI304 EQUAL  
SOCKET M/F  
1/2" TO 2"



**SKU: SS304SE-MF**  
AISI304 STRAIGHT  
ELBOW [MXF]  
1/2" TO 2"



**SKU: SS304E9015MM**  
AISI304 EQUAL  
(MALE) ELBOW  
1/2"



**SKU: SS304ENFIT0505015**  
2"(L)x2"(R)x1/2" EQUAL  
NIPPLE FI TEE



**SKU: SS304KCN**  
AISI304 PLATED  
COMBINATION HOSE  
NIPPLE  
1/2" TO 4"



**SKU: SS304CT**  
AISI304 HEXAGONAL  
EQUAL CROSS TEE  
1/2" TO 2"

**MATERIAL: GALVANISED IRON**



**SKU: GIBC/ GIBC-B**  
GALVANIZED IRON  
BEAM CLAMP  
Size availability:  
1/2" & 3/8"



**SKU: CPCN1**  
"QUICK FIT" COPPER  
PIPE CLAMP  
Size availability:  
3/8" to 1 1/2"



**SKU: CPCN1**  
"QUICK FIT" COPPER  
PIPE CLAMP  
Size availability:  
2" to 8"



**SKU: PCTA-GI**  
PIPE CLAMP C/W  
HOT DIPPED  
GALVANIZED TYPE "A"  
Size availability:  
2" to 10"



**SKU: PHD**  
BAND HANGER  
Size availability:  
1" to 10"



**SKU: OLCFB**  
F CLIP



**SKU: PCTAR**  
PIPE CLAMP C/W HOT  
DIPPED GALVANIZED  
TYPE "A" WITH RUBBER  
Size availability:  
2" to 8"



**SKU: PCTC-GI**  
PIPE CLAMP C/W  
HOT DIPPED  
GALVANIZED TYPE "C"  
Size availability:  
2" to 8"



**SKU: PCTD-GI**  
PIPE CLAMP C/W HOT  
DIPPED GALVANIZED  
TYPE "D"  
Size availability:  
2" to 8"



**SKU: LB17**  
GALVANISED  
IRON LB BEND  
Size availability:  
3/4"X10M



**SKU: GIS**  
GALVANISED  
IRON STUB ROD  
1/4" to 7/8",  
M8 to M16



**SKU: GIW**  
GI WASHER  
1/4" TO 7/8",  
M6 to M16



**SKU: GIUB**  
GI U-BOLT & NUT  
1/2" to 7/8"



**SKU: GIN**  
GI & S/STEELNUT  
1/4" to 7/8", M6 TO M16



**SKU: GILN**  
GI LONG NUT  
1/4" TO 5/8",  
M8 TO M16



**SKU: DIA**  
GI DROP IN  
ANCHOR: 1/4" to  
5/8", M6 to M12



**SKU: RP**  
GI RAW PLUG  
1/4" to 5/8"



**SKU: RP14H**  
GI SLEEVE RAW  
PLUG  
1/4" to 5/8"



**SKU: GISTS**  
GI SELF TAPPING  
SCREW  
Lengh: 1", 1 1/4", 1 1/2", 2"



**SKU: NBB**  
BASIN BRACKET



**SKU: GIBN**  
GI BOLT & NUT  
1/2" to 7/8"

**MATERIAL: BRASS / COPPER:**



**SKU: BROCC/ BROCC-CP**  
BRASS O CLIP  
Size availability:  
1/2" to 1 1/4"



**SKU: CSC**  
COPPER SADDLE CLIP  
Size availability:  
1/2" to 1"



**SKU: BSTS1**  
M4x25MM BRASS  
SELF TAPPING  
SCREW

**MATERIAL: AISI304 / AISI316**



**SKU: CPCN1-SS304/316**  
 AISI304/316 "QUICK FIT"  
 COPPER PIPE CLAMP  
 Size availability:  
 3/8" to 1 1/2"



**SKU: CPCN1-SS304/316**  
 AISI304/316 "QUICK FIT"  
 COPPER PIPE CLAMP  
 Size availability:  
 2" to 8"



**SKU: PCTE-SS304**  
 AISI304 TYPE  
 E PIPE U CLAMP  
 2" to 6"



**SKU: CBSS-SS**  
 AISI304 COLLAR  
 BRACKET  
 Size availability:  
 1/2" to 2"



**SKU: PCTC-SS304**  
 AISI304 PIPE CLAMP  
 Size availability:  
 2" to 8"



**SKU: PCTD-GI**  
 AISI304 PIPE CLAMP  
 Size availability:  
 2" to 8"



**SKU: PHD-SS304**  
 AISI304 BAND HANGER  
 Size availability:  
 1" to 10"



**SKU: SSW**  
 AISI304 WASHER  
 1/4" TO 7/8",  
 M6 to M16



**SKU: SSUB**  
 AISI304  
 U-BOLT & NUT  
 1/2" to 7/8"



**SKU: SSS**  
 AISI304 STUB ROD  
 1/4" to 7/8", M8 to M16



**SKU: RCSN-SSCARM10SS316**  
**RCSNA-SSCARM16SS316**  
 AISI316 CARABINER



**SKU: RCSN-EBM1036**  
**RCSNA-EBM1636**  
 AISI316 ANCHOR SLEEVE



**SKU: RCSN-SSDIAM10125SS316**  
 AISI316 DROP IN ANCHOR



**SKU: SSDIA**  
 S/STEEL 304 OR 316  
 DROP IN ANCHOR  
 1/4" to 5/8", M6 to M12



**SKU: SSN**  
 GI & S/STEELNUT  
 1/4" to 7/8", M6 TO M16



**SKU: NA533SS**  
 STAINLESS STEEL  
 NYLON ANCHOR



**SKU: SSRP**  
 S/STEEL RAW  
 PLUG: 1/4" to 5/8",  
 M6 to M12




**SKU: SS316STS114**  
 S/STEEL 316 SELF  
 TAPPING SCREW  
 SIZE: ST4



**SKU: SSBNWM-316L**  
 S/STEEL AISI316  
 HEXAGONAL BOLT &  
 NUT WITH 2 AISI316  
 WASHER

**MATERIAL: Q235**



**SKU: UCH**  
 UPVC COATED  
 HOLDERBAT  
 2" to 6"

**MATERIAL: PLASTIC**



**SKU: 141UC**  
 PVC U CLIP (WHITE)  
 FOR SS141 PIPE  
 Size availability:  
 1/2" to 2"



**SKU: AEUC**  
 PVC U CLIP (GREY)  
 FOR AW/AE PIPE  
 Size availability:  
 1/2" to 2"



**SKU: 141SC**  
 SHACKLE CLIP FOR  
 SS141 PIPE, COPPER  
 PIPE  
 & S/STEEL PIPE  
 Size: 3/8" to 1"



**SKU: CBSS/CBPPR**  
 NYLON COLLAR  
 BRACKET  
 Size: 1/2" to 2, 3/4" to 2"



**SKU: 141OC**  
 O CLIP  
 Size availability:  
 15 ~ 25mm



**SKU: RP/ GP**  
 PE RAW PLUG  
 Red: M6x25MM  
 Green: M7x25MM

**UNISTRUT & ACCESSORIES:**



**SKU: OL**  
UNISTRUT CHANNEL  
OL & C/W SLOTTED  
41MMX41MM,  
41MMX21MM



**SKU: OLSBA100**  
UNISTRUT ANGLE  
BRACKET  
100MMX90MM  
X2 HOLE



**SKU: OLSBA050**  
UNISTRUT ANGLE  
BRACKET  
50MMX50MM  
X1 HOLE



**SKU: OLSNM10**  
UNISTRUT LONG  
SPRING CHANNEL NUT  
3/8" & M10



**SKU: OLEC**  
UNISTRUT PVC  
END CAP  
21MM & 41MM



**SKU: OLHB21**  
UNISTRUT  
HOLDING  
COVER



**SKU: OLES4141**  
UNISTRUT END SMALL  
SUPPORT BRACKET  
150X70MM



**SKU: OLESB4141**  
UNISTRUT END BIG  
SUPPORT BRACKET  
150X150MM



**SKU: OLSB1026**  
80x40MM UNISTRUT  
END SUPPORT  
BRACKET



**SKU: OLW4040**  
40x40MM UNISTRUT  
END SUPPORT  
BRACKET



**SKU: OLSC**  
GI OLISTRUCT  
CLAMP  
Size availability:  
1/2" to 6"



**SKU: WN**  
WEDGE NUT  
3/8" & M10



**SKU: OLUB**  
UNISTRUT BEAM  
CLAMP / SINGLE U-  
BOLT ASSEMBLY



**SKU: OLCTB**  
UNISTRUT C TYPE  
BRACKET (FOR CABLE  
TRAY)



**SKU: OLSACB**  
UNISTRUT  
90° CORNER  
MOUNTING BRACKET



**SKU: OLSBA090**  
UNISTRUT 90°  
MOUNTING BRACKET



**SKU: OLSBA09045**  
UNISTRUT 45°  
MOUNTING BRACKET



**SKU: OLCB4141**  
UNISTRUT U-SHAPED  
CONNECTOR  
BRACKET



**SKU: OLFLP**  
UNISTRUT FLAT L  
PLATE BRACKET

**FLAT BAR / ANGLE BAR:**



**SKU: AFB25**  
ALUMINIUM FLAT BAR  
1"X1/8"THK X 20FT



**SKU: GIFB**  
GI FLAT BAR  
1"X3MM to 2" X 3.2MM



**SKU: GIAB**  
GI ANGLE BAR  
1"X2.5MM to 2"X4.2MM



**SKU: GICC**  
GI C CHANNEL BAR  
2"X1"X4.0MM to 4"X2"X4.7

**GREASE TRAPS:**

**1. MATERIAL: ALUMINIUM**



**SKU: RCGTC1050AF**  
GREASE TRAP FRAME  
& COVER 1050



**SKU: RCGTC1800AF**  
CHEQUER PLATED  
GREASE TRAP FRAME  
& COVER 1800



**SKU: RCGTCSC**  
CHEQUER PLATE SCREEN  
CHAMBER FRAME & COVER  
1000x800 MM

**2. MATERIAL: GALVANISED IRON MILD STEEL**



**SKU: RCGTC1050MSAF,  
RCGTC1050MSHD20AF**  
GREASE TRAP FRAME &  
COVER 1050



**SKU: RCGTC1050MSAF,  
RCGTC1050MSHD20AF**  
GREASE TRAP FRAME &  
COVER 1050 [RECESSED]



**SKU: RCGTC1800MSAF,  
RCGTC1800MSHD40AF**  
CHEQUER PLATED  
GREASE TRAP FRAME &  
COVER 1800



**SKU: RCGTC1800MSAF,  
RCGTC1800MSHD40AF**  
GREASE TRAP FRAME &  
COVER 1800 [RECESSED]



**SKU: RCGTCSCMS,  
RCGTCSCMSHD40**  
CHEQUER PLATE SCREEN  
CHAMBER FRAME & COVER



**SKU: RCGTCSCMS,  
RCGTCSCMSHD40**  
CHEQUER PLATE SCREEN  
CHAMBER FRAME & COVER  
[RECESSED]

**3. MATERIAL: AISI304**



**SKU:RCGTCSCSS**  
AISI304 CHEQUER PLATE  
SCREEN CHAMBER  
FRAME & COVER



**SKU: RCGTC1050SSAF**  
AISI304 GREASE TRAP  
FRAME & COVER 1050  
RECESS MOSAIC TILING

**MANHOLE COVERS:**

**1. MATERIAL: AISI304 OR AISI316L \*Customisation options are available**

**AIRTIGHT & WATERTIGHT:**



**SKU: SSRICC**  
AISI304 / AISI316L  
LIGHT/HEAVY DUTY IC  
COVER [RECESSED]  
700x550x60MM




**SKU: SSMDRMC**  
S/STEEL 304/316L MEDIUM  
DUTY MANHOLE COVER  
[RECESSED]  
750x750x90MM



**SKU: SSHDRMC**  
S/STEEL 304 OR AISI316L  
HEAVY DUTY MANHOLE  
COVER [RECESSED]  
800x800x140MM



**SKU: SSHDTC-A1**  
AISI304 OR AISI316  
[HEAVY DUTY] TELECOM  
COVER [RECESSED]  
CLEAR  
OPENING:910MMX610MM



**SKU: SSRICCAT**  
AISI304 OR AISI316L  
LIGHT/HEAVY DUTY IC  
COVER [RECESSED & AIR/  
WATER TIGHT]  
700x550x60MM

## 2. MATERIAL: DUCTILE IRON



**SKU: DIICCS**  
DUCTILE IRON LIGHT  
DUTY INSPECTION  
COVER & FRAME  
C OR A2 GRADE  
700x550x40MM



**SKU: DIRICC**  
DUCTILE IRON LIGHT DUTY  
RECESSED INSPECTION  
COVER & FRAME  
700x550x60MM



**SKU: DIMDMC**  
DUCTILE IRON MEDIUM  
DUTY MANHOLE COVER  
B125 OR A2  
750x750x75MM



**SKU: DIHDMC**  
DUCTILE IRON HEAVY  
DUTY MANHOLE COVER  
A1 OR A2 GRADE  
800x800x140MM



**SKU: DIMDMCA2**  
DUCTILE IRON MEDIUM  
DUTY MANHOLE COVER  
750x750x90MM



**SKU: DIMDRMC**  
DUCTILE IRON MEDIUM  
DUTY MANHOLE COVER  
[RECESSED] B125 OR A2  
750x750x90MM



**SKU: DIHDMC**  
DUCTILE IRON HEAVY  
DUTY MANHOLE COVER  
[RECESSED] A1 OR A2  
GRADE: 800x800x140MM



**SKU: DIMC**  
DUCTILE IRON  
MANHOLE COVER  
[CIRCULAR] A1  
850x850x100MM

### AIR TIGHT & WATER TIGHT:



**SKU: DIMCATD400-R**  
DUCTILE IRON  
HEAVY DUTY AIR TIGHT  
MANHOLE COVER  
C/O 600MM, 1000MM



**SKU: DIMCATD400**  
DUCTILE IRON  
HEAVY DUTY AIR TIGHT  
MANHOLE COVER  
C/O OPENING SIZE:  
600, 800, 1000, 1200MM,  
910x610MM, 1700x1250MM



**SKU: DIMCATRD400-**  
DUCTILE IRON HEAVY  
DUTY AIR TIGHT  
RECESSED MANHOLE  
C/O 600MM, 800MM,  
1000MM

### DUCTILE IRON VALVE BOX:



**SKU: DIDVB-D400**  
HEAVY DUTY DUCTILE  
IRON [DOUBLE] VALVE  
BOX



**SKU: DISVB-R**  
DUCTILE IRON  
SINGLE VALVE BOX  
PUB/GAS/FH [ROUND]



**SKU: DISVB-A1**  
DUCTILE IRON  
SINGLE VALVE BOX  
PUB/GAS/FH  
465MMX300MM



**SKU: DISCC200**  
DUCTILE IRON  
STOPCOCK COVER  
8"X8"



**SKU: DISVBPUB210-A1**  
SINGLE VALVE BOX  
SQUARE TOP  
210MMx210MM

**COVER ACCESSORIES:**



**SKU: CIGT9417/159**  
9"X4"X17", 15"X9"  
DUCTILE IRON HEAVY  
DUTY GULLY TRAP



**SKU:CIGTS0711/CIGTS0711S**  
**/ CIGTS25050**  
"NORIKA®" 7"X11"  
& 12"X24" ALUMINIUM  
& S/STEEL STRAINER



**SKU:RCGTC1050ASB**  
AISI304 BUCKET FOR  
1050MM GREASE TRAP



**SKU:RCGTC1800ASB**  
AISI304 BUCKET  
FOR 1800MM GREASE TRAP  
475MMX405MMX300MM



**SKU: RCSH**  
ALUMINIUM SAFTY  
HANDRAIL



**SKU: RCSN**  
MANHOLE SAFETY  
NETTING



**SKU: RCSNA**  
MANHOLE SAFETY  
ROPE



**SKU: MHK**  
GALVANIZED  
MANHOLE KEY



**SKU: MHKSS**  
AISI304  
MANHOLE KEY  
(PVC COATED)



**SKU: MHKS**  
KEY HOLE'S COVER  
FOR MANHOLE



**SKU:GLICG650**  
650MM H.D. GAL. MILD  
STEEL LAST IC  
MANHOLE GRATING



**SKU:RCGTC1050ASG**  
GREASE TPAP ACCESSORIES  
MILD STEEL C/W HOT DIPPED  
GAL SCREEN GRATING ONLY  
500MMX695MM





**SKU: VJEB15**  
INSIDER HYDRO  
FOR SPA POOL  
15MM



**SKU: VJEB**  
INSIDER HYDRO  
FOR SPA POOL [BLACK  
& WHITE COLOUR]  
20MM & 25MM



**SKU: VJEB**  
[TESTING CAP]  
FOR INSIDER HYDRO  
SPA POOL



**SKU: VJSC50**  
50MM SPA POOL  
SUCTION PVC  
DOME COVER



**SKU: VJFI**  
SWIMMING POOL  
FLOOR INLET [BLACK  
& WHITE COLOUR]  
50MM



**SKU: VJFICS316**  
SWIMMING POOL  
FLOOR INLET S/STEEL  
AISI316 COVER  
50MM



**SKU: VJLC85**  
"NORIKA®" S/STEEL  
304 LAMP COVER  
Ø85MM



**SKU: VJSSAV**  
S/STEEL AIR VENT  
FOR SPA POOL



**SKU: BJN15**  
AISI304/316 JET NOZZLE  
FAN SHAPED



**SKU: BJN**  
BRASS JET NOZZLE



**SKU: BJN-SS**  
S/STEEL 304 /316  
JET NOZZLE



**SKU: VJEBO**  
AISI304 AIR BLOWER  
COVER OPENER  
FOR SPA POOL




**SKU: LBBSS**  
S/STEEL SS304  
LIFE BUOY BRACKET



**SKU: VJSG200ABS**  
ABS SPA POOL  
SUCTION GRATING  
LIGHT DUTY



S/STEEL SPA POOL  
SUCTION GRATING  
HEAVY DUTY



**SKU: VJ**  
VENTURI JET AIR TUBE  
FOR VENTURI JET



**SKU: VJMJ**  
15MM SPA POOL  
MINI JET



**SKU: VJC**  
SPA POOL CLEANER



**SKU: SSCLN**  
AISI304 CAT LADDER  
900MM to 3900MM



**SKU: VJDR**  
SUPPORT RUBBER BASE  
FOR SWIMMING POOL  
OVERFLOW DRAIN COVER

**AISI304 STRAINER BASKET** (Size could be customized)



**SKU: SSSPFN-R**  
AISI304 STRAINER  
BASKET FOR SWIMMING  
POOL C/W U HANDLE



**SKU: SSSPFN-RM**  
AISI304 STRAINER  
BASKET FOR SWIMMING  
POOL C/W STRAIGHT  
HANDLE



**SKU: SSSPFN-S5**  
AISI304 STRAINER  
BASKET FOR SWIMMING  
POOL SQUARE COLLAR  
C/W STRAIGHT HANDLE



**SKU: SSSPFN-S12**  
AISI304 STRAINER BASKET  
FOR SWIMMING POOL  
12MM HOLE/ SQUARE  
COLLAR C/W STRAIGHT  
HANDLE



**SKU: SSSPFN-R12**  
AISI304 STRAINER  
BASKET FOR SWIMMING  
POOL 12MM HOLE C/W  
STRAIGHT HANDLE

**RUBBER GASKET:**



**SKU:RFGN**  
FULL FACE FLANGE  
RUBBER GASKET  
(NORIKA)  
2" to 12"



**SKU:RFG**  
FULL FACE  
FLANGE RUBBER  
GASKET (LC)  
2" to 12"



**SKU:RFGN-PUB**  
FLAT RUBBER GASKET  
WITH 2 HOLES FOR  
POTABLE WATER  
2" to 12"



**SKU:RFGN-PUB-F**  
FULL FACED FLANGE  
RUBBER GASKET (NORIKA)  
FOR POTABLE WATER  
2" to 12"



**SKU: RTW**  
RUBBER WASHER  
3/8", 1/2" & 3/4", 10MM //  
BASIN TAP WASHER FOR  
PILLAR MOUNTING



**SKU: RB**  
RUBBER BLOCK  
FOR PUMP  
3//X21/2"X1"  
5"X5"X3/4"  
9"x9"x3/8"

**EXPANSION JOINT: Galvanized Iron**



**SKU:FEJN**  
SINGLE-SPHERE  
FLANGED RUBBER  
EXPANSION JOINT  
1 1/2" to 14"



**SKU: FEJNT**  
DOUBLE SPHERE  
FLANGED RUBBER  
EXPANSION JOINT  
1 1/2" to 12"



**SKU:UEJ**  
TWIN SPHERE  
UNION RUBBER  
EXPANSION JOINT  
1/2" to 3"

**Cast Steel (Epoxy Coated)**



**SKU: UEJN**  
"QUICK HUBBED" & EPOXY  
COATED FEMALE THREADED  
UNION EXPANSION JOINT  
1/2" to 2 1/2"

**EXPANSION JOINT: AISI304**



**SKU: UEJ-S**  
AISI304 TWIN SPHERE  
UNION RUBBER  
EXPANSION JOINT  
1/2" to 3"



**SKU: UEJN-S**  
AISI304 "QUICK HUBBED"  
& THREADED UNION  
EXPANSION JOINT  
1/2" to 2"



**SKU: FTN-300**  
STAINLESS STEEL  
FLEXIBLE CONNECTOR  
1"x300mm to 2"x300mm

**MATERIAL: UPVC**



**SKU: AWBF**  
AW BLANK FLANGE  
Size availability:  
1 1/2" to 8"



**SKU: AWSOF**  
AW SLIP ON FLANGE  
Size availability:  
2" to 12"

**MATERIAL: AISI304**



**SKU:SSFPN16**  
AISI304 FLANGE PN16  
WITH THREADED  
42X15MM to 200X200MM



**SKU: SSFPN16BF**  
AISI304 BLANK  
FLANGE PN16  
1/2" to 12"



**SKU: SSFPN16-SO**  
AISI304 FLANGE PN16  
2", 3", 4", 6"

**MATERIAL: BRASS/ BRONZE**



**SKU:BFPN16**  
BRASS FLANGE PN16  
WITH THREADED  
1/2" to 6"



**SKU:BFPN16MBL**  
BRONZE FLANGE PN16  
FLAT JOINT  
1/2" to 6"

**MATERIAL: DUCTILE IRON**



**SKU: DIFHV**  
HEAVY DUTY  
DUCTILE IRON HV THREAD  
SCREW ON FLANGE  
Size availability:  
3" to 6"



**SKU: DIFMBL**  
HEAVY DUTY  
DUCTILE IRON FLANGE  
FOR MBL FLANGE SOCKET  
Size availability:  
2" to 2 1/2"



**SKU: DIFSO-THK15**  
HEAVY DUTY DUCTILE  
IRON SLIP ON FLANGE  
Size availability:  
3" to 6"



**SKU: DIFBF**  
HEAVY DUTY  
DUCTILE IRON  
BLIND FLANGE  
Size availability:  
2" to 12"



**SKU: DIFBSPT**  
HEAVY DUTY DUCTILE  
IRON COMPANION  
FLANGE  
Size availability:  
1 1/2"x42mm to 6"x150mm



**SKU:CR2330**  
"NORIKA"  
7/8"X5FT  
CLEANING ROD



**SKU: CRAW**  
[CLEANING ROD  
ACCESSORIES]  
WHEEL



**SKU: CRAJ**  
[CLEANING ROD  
ACCESSORIES]



**SKU:CRAP100**  
[CLEANING ROD  
ACCESSORIES]  
RUBBER PLUNGER



**SKU: CRADS**  
[CLEANING ROD  
ACCESSORIES]  
4" DROP SCRAPER



**SKU: CRADWS**  
[CLEANING ROD  
ACCESSORIES]  
2" DOUBLE  
WORM SCREW



**SKU: CRAN15**  
[CLEANING ROD  
ACCESSORIES]  
7/8"X2" S/STEEL  
WATER JET



**SKU:SR1530**  
"NORIKA"  
1/2"X30FT  
SPRING ROD



**SKU: FSL**  
"NORIKA"  
NYLON SAFETY  
BELT



**SKU: CPE**  
COPPER EXPANDER  
1/2"X3/4", 1/2"X3/4"X1",  
1", 1 1/4", 1 1/2", 2"



**SKU: ST10**  
SEALING TAPE  
3/4"X10M



**SKU: MT5025Y**  
MASKING TAPE  
2"X25M



**SKU: DWDN100**  
4" DIAMOND  
CUTTING DISC



**SKU: CD**  
FIBER CUTTING DISC  
4", 7", 12", 14", 16"



**SKU: MT50**  
MEASURING TAPE  
5.0M x 25mm



**SKU: S2215 / S2815**  
SPANNER




**SKU:SD**  
SCREW DRIVER +/-  
4" & 6"



**SKU:AS**  
ADJUSTABLE  
SPANNER



**SKU: MAPTOR**  
WELDING TORCH



**SKU: MAPPGAS**  
MAPP GAS



**SKU: CPBSB**  
PORTABLE COPPER PIPE  
BENDER SUPPORT BASE



**SKU: CPB1520**  
1/2"X3/4" COPPER  
PIPE BENDER



**SKU: CPBB**  
COPPER PIPE BENDER  
BRIDGE/Form  
1/2", 3/4", 1"



**SKU:FHRB**  
FIRE HOSE CABINET



**SKU: VK**  
VALVE KEY A



**SKU: VK0300-1500**  
INTERMEDIATE PIECE  
UNDERGROUND VALVE  
KEY B



**SKU: VKSS**  
AISI304 INTERMEDIATE  
PIECE UNDERGROUND  
VALVE KEY B  
HEIGHT: 300-2450MM



**SKU: HGC**  
[KNITTED COTTON]  
HAND GLOVE



**SKU: WX102**  
PRECHARGE PRESSURE  
TANK IN LINE PN10 24L  
CAPACITY



**SKU: PVCS**  
PVC SHEET



**SKU: PFM15-100**  
PRESS FIT MACHINE  
MACHINE MODEL:  
15-108MM



**SKU: PCN**  
RED COLOUR COPPER  
TUBE CUTTER  
OD: 6-35MM, 6-42MM,  
6-67MM



**SKU: PCN-PVC**  
RED COLOUR HEAVY  
DUTY PVC PIPE CUTTER  
OD: 3MM-42MM, 3MM-63MM



**SKU: PCN3**  
MULTILAYER PIPE  
CUTTER  
32MM



**SKU: PCN20-63PVC**  
21/2" HEAVY DUTY UPVC  
PIPE CUTTER



**SKU: MHCL**  
MANHOLE COVER LID  
LIFTER



**SKU: MHCLD**  
MANHOLE COVER  
MAGNETIC LID LIFTER  
DOLLY

# ERA<sup>®</sup> FITTING (STANDARD:AS/NZS 1477) TESTED SS 174:2014

COUNTRY OF ORIGINAL:CHINA



**SKU: 1477ES**  
SCH40 EQUAL SOCKET  
Size: ½" TO 4"



**SKU: 1477E90**  
SCH40 90DEG ELBOW  
Size: ½" TO 4"



**SKU: 1477E45**  
SCH40 45DEG ELBOW  
Size: ½" TO 4"



**SKU: 1477ET**  
SCH40 EQUAL TEE  
Size: ½" TO 4"



**SKU: 1477EC**  
SCH40 END CAP  
Size: ½" TO 4"



**SKU: 1477FE**  
SCH40 FAUCET ELBOW  
Size: ½" TO 2"



**SKU: 1477VS**  
SCH40 VALVE SOCKET  
Size: ½" TO 4"



**SKU: 1477VE15**  
SCH40 VALVE ELBOW  
Size: ½"



**SKU: 1477SP**  
SCH40 SCREW PLUG  
Size: ½" TO 2"



**SKU: 1477FT**  
SCH40 FAUCET TEE  
Size: ½" TO 1"



**SKU: 1477FS**  
SCH40 FAUCET SOCKET  
Size: ¾"x½" TO 2"x1½",  
3"x1½",3"x2"  
4"x2",4"x3"



**SKU: 1477RS**  
SCH40 REDUCE SOCKET  
Size: ¾" TO 2"x1½",3"x2",  
4"x3", 4"x2"



**SKU: 1477RT**  
SCH40 REDUCE TEE  
Size: ¾"x½" TO 2"x1 ½",  
3"x1",3"x1½",3"x2",  
4"x2",4"x3"



**SKU: 1477RB**  
SCH40 REDUCE BUSH  
Size: ¾"x ½" TO 2"x1 ½"  
3"x1½",3"x2",4"x2",4"x3"



**SKU: 1477TEN**  
PVC NIPPLE MXM  
Size: ½" TO 4"



**SKU: 1477TET**  
PVC FEMALE  
EQUAL TEE FxFxF  
Size: ½" TO 4"



**SKU: 1477TRS**  
PVC FEMALE  
REDUCING COUPLING  
Size: ¾"X½" TO 1½"X1"



**SKU: 1477TRT**  
PVC FEMALE  
REDUCEING TEE  
Size: ¾"X½" TO 2"X1½"



**SKU: 1477TE90**  
PVC FEMALE ELBOW  
Size: ½" TO 4"



**SKU: 1477TES**  
PVC FEMALE  
COUPLING FxF  
Size : ½" TO 4"



**SKU: 1477TRB**  
PVC REDUCER MxF  
Size: ¾"x½" TO 4"x3"



**SKU: 1477TU**  
PVC FEMALE UNION  
Size: ½" TO 2"



**SKU: 1477TCF**  
PVC FLANGE ADAPTER  
FxF  
Size: ½" TO 2"

# ERA® VALVES AND FITTINGS



**SKU: BVAWEU**  
PVC TRUE UNION BALL VALVE  
Size availability:  
½" TO 4"



**SKU: BVAWE / BVAWE\_T**  
PVC COMPACT BALL VALVE [SOCKET / THREAD]  
Size availability:  
½" TO 6"



**SKU: BTFVAWE**  
PVC BUTTERFLY VALVE  
Size availability:  
2" TO 12"



**SKU: BTFVAWE**  
PVC [HAND WHEEL] BUTTERFLY VALVE  
Size availability:  
2" TO 12"



**SKU: SCVAWE**  
PVC SWING CHECK VALVE  
Size availability:  
2½" TO 8"



**SKU: CVAWE**  
PVC SPRING CHECK VALVE  
Size availability:  
½" TO 4"



**SKU: BCVAWE**  
PVC BALL CHECK VALVE  
Size availability:  
½" TO 2"



**SKU: FVAWE / FVAWE-T**  
PVC FOOT VALVE [SOCKET / THREAD]  
Size availability:  
½" TO 8"



**SKU: WCVAWE**  
PVC WAFER CHECK VALVE  
Size availability:  
3" TO 12"



**SKU: BVAWEU-MI**  
UPVC TRUE UNION BALL VALVE JIS SOCKET END X MALE BSP  
Size availability:  
½" TO 4"



**SKU: CVAWEII**  
UPVC SPRING CHECK VALVE TYPE II C/W SOCKET END  
Size availability:  
½" TO 2"



**SKU: BVSCH80CEU**  
CPVC TRUE UNION BALL VALVE  
Size availability:  
½" TO 4"



**SKU: AWUE**  
UPVC UNION C/W JIS "SOCKET END"  
Size availability:  
½" TO 6"



**SKU: AWUE-MI**  
UPVC MALE UNION C/W JIS "SOCKET END & MALE THREAD" COLOUR GREY  
Size availability:  
½" TO 2"



**SKU: AWFLSE**  
AW JIS FLANGE  
Size availability:  
½" TO 4"



**SKU: AWSJE**  
AW JIS K6743 SIMPLE JOINT TPS NETT  
Size availability:  
½" TO 4"

## 213 UPVC FITTING



**SKU: 213B90-E**  
"ERA" 88DEG BEND(FXF)  
Size: 1¼"-2"



**SKU: 213LI-MF**  
"ERA" UPVC LEVEL INVERT TAPER MXF  
Size: 2"X1½"-6"X4"



**SKU: 213PF**  
"ERA" UPVC PUDDLE FLANGE  
Size: 1½" TO 4"



**SKU: 213FS**  
"ERA" FEMALE IRON CONNECTOR  
Size: ½", 2"



**SKU: 213AC-MF**  
"ERA" ACCESS CAP & PLUG (CLEAN OUT)  
Size: 2"-8"



**SKU: 213VS-P**  
"ERA" AUD024 "FITTING" MALE IRON CONNECTOR  
Size: 1½", 2"



**SKU: 213VC**  
"ERA" VENT COWL  
Size: 2"-4"



**SKU: 213RB**  
"ERA" UPVC REDUCE BUSH  
Size:  
42x35-150x100mm



**SKU: 213POC**  
"ERA" UPVC PUSH ON CAP  
Size: 1¼" TO 6"



**SKU: 213VS**  
"ERA" AUD025 MALE IRON CONNECTOR  
Size: 1½", 2"



**SKU: 213B90040N**  
42mm "NORIKA" UPVC 88DEG BEND



# ERA<sup>®</sup> PP-R PIPE & FITTINGS



**PP-R PIPE**  
**COUNTRY OF ORIGINAL: CHINA**  
**STANDARD: PN10(COLD,)PN20(HOT)**  
**Size availability (MM):**  
**20,25,32,40,50,63,75,90,110**



**PP-R WELDING MACHINE**  
**Size availability(MM):**  
**20 -32,20-63,75-110**



**SKU: PPRES**  
**PPR EQUAL SOCKET**  
**Size availability(mm):**  
**20-110**



**SKU: PPRE90**  
**PPR 90DEG ELBOW**  
**Size availability(mm):**  
**20-110**



**SKU: PPRE45**  
**PPR 45DEG ELBOW**  
**Size availability(mm):**  
**20-110**



**SKU: PPRET**  
**PPR EQUAL TEE**  
**Size availability(mm):**  
**20-110**



**SKU: PPREC**  
**PPR END CAP**  
**Size availability(mm):**  
**20-110**



**SKU: PPRRS**  
**PPR REDUCING SOCKET**  
**Size availability(mm):**  
**25X20 ~ 110X90**



**SKU: PPRMIS**  
**PPR MI SOCKET**  
**Size availability(mm):**  
**20X15 TO 63X50**  
**75X63, 90X90, 110X110**



**SKU: PPRMIE**  
**PPR MI ELBOW**  
**Size availability(mm):**  
**20X15 TO 32X25**  
**40X32, 50X42, 63X50**



**SKU: PPRMIT**  
**PPR MI TEE**  
**Size availability(mm):**  
**20X15 TO 32X25**



**SKU: PPRFIS**  
**PPR FI SOCKET**  
**Size availability(mm):**  
**20X15 TO 63X50**  
**75X63, 90X75,**  
**110X110**



**SKU: PPRFIE**  
**PPR FI ELBOW**  
**Size availability(mm):**  
**20X15 TO 32X25**



**SKU: PPRU**  
**PPR UNION**  
**Size availability(mm):**  
**20 - 63**



**SKU: PPRFIT**  
**PPR FI TEE**  
**Size availability(mm):**  
**20X15 TO 32X25**  
**40X32**



**SKU: PPRCJ**  
**PPR COMBINING JOINT**  
**Size availability(mm):**  
**20-32**



**SKU: PPRSV\_CP**  
**PPR STOP VALVE WITH CHROME HANDLE**  
**Size availability(mm):**  
**20-32**



**SKU: PPRSV**  
**PPR STOP VALVE**  
**Size availability(mm):**  
**20-63**



**SKU: PPRBV**  
**PPR TRUE UNION BALL VALVE**  
**Size availability(mm):**  
**20-63**



**SKU: PPRSCB**  
**PPR CROSS BEND**  
**Size availability(mm):**  
**20-32**



**SKU: PPRUC**  
**PPR U-PIPE TRACKET (LOWER TYPE)**  
**Size availability(mm):**  
**20-50**



**SKU: PPRUC\_H**  
**PPR U-PIPE TRACKET**  
**Size availability(mm):**  
**20-63**



**SKU: PPRRS711**  
**PPR REPAIR STICK**  
**Size availability(mm):**  
**7X11**



**SKU: PPRRS711**  
**PPR REPAIR STICK TOOL**  
**Size availability(mm):**  
**7X11**



**SKU: PPRFE02015S**  
**PPR DOUBLE FEMALE THREAD ELBOW IN SET PPR**  
**Size: Ø20MMx1/2"**



**SKU: PPRFT02015S**  
**PPR DOUBLE FEMALE THREAD TEE**  
**Size: Ø20MMx1/2"**



**SKU: PPRFE02015**  
**PPR FI ELBOW WITH BRACKET**  
**Size availability(mm):**  
**20MMx1/2"**



**SKU: PPRFLS**  
**PPR FLANGE SOCKET**  
**Size availability(mm):**  
**40-110**

# ERA<sup>®</sup> SCH80 PIPE & FITTINGS



5.8M "ERA" UPVC SCH80 ASTM D1785 PIPE,  
 & UPVC SCH80 ASTM D2467 FITTINGS  
 COUNTRY OF ORIGINAL:CHINA  
 Size availability (MM):  
 15, 20, 25, 35, 42, 50, 65, 80, 100, 125, 150



**SKU: SCH80ES**  
 SCH80 EQUAL SOCKET  
 Size availability(mm):  
 15-150



**SKU: SCH80E90**  
 SCH80 90DEG ELBOW  
 Size availability(mm):  
 15-150



**SKU: SCH80E45**  
 SCH80 45DEG ELBOW  
 Size availability(mm):  
 15-150



**SKU: SCH80ET**  
 SCH80 EQUAL TEE  
 Size availability(mm):  
 15-150



**SKU: SCH80EC**  
 SCH80 END CAP  
 Size availability(mm):  
 15-150



**SKU: SCH80FE**  
 SCH80 FI ELBOW  
 Size availability(mm):  
 15-50



**SKU: SCH80FT**  
 SCH80 FI TEE  
 Size availability(mm):  
 15-25



**SKU: SCH80RS**  
 SCH80 REDUCING  
 COUPLING  
 Size availability(mm):  
 20X15 TO 50X42



**SKU: SCH80RB**  
 SCH80 REDUCING  
 RING  
 Size availability(mm):  
 20X15 TO 150X100



**SKU: SCH80FS**  
 SCH80 FI ADAPTOR  
 Size availability(mm):  
 15-150



**SKU: SCH80VS**  
 SCH80 MI ADAPTOR  
 Size availability(mm):  
 15-100



**SKU: SCH80RT**  
 SCH80 REDUCING TEE  
 Size availability(mm):  
 20X15 TO 50X42



**SKU: SCH80EN**  
 SCH80 NIPPLE  
 Size availability(mm):  
 15-100





## AW(VP) PVC PIPE RWDP(AEO) PVC PIPE

STANDARD: JIS K6741:2007  
COUNTRY OF ORIGINAL: MALAYSIA  
Size availability: 15MM TO 450MM

# SEKISUI

## AW FITTING MADE IN JAPAN

AW FITTING STANDARD: JIS K6743:2007



**SKU: AWES**  
AW EQUAL SOCKET  
Size availability:  
13MM TO 300MM



**SKU: AWE90**  
AW 90DEG ELBOW  
Size availability:  
13MM TO 300MM



**SKU: AWE45**  
AW 45DEG ELBOW  
Size availability:  
13MM TO 300MM



**SKU: AWET / AWRT**  
AW EQUAL TEE/  
REDUCE TEE  
Size availability:  
13MM TO 300MM



**SKU: AWEC**  
AW END CAP  
Size availability:  
13MM TO 150MM



**SKU: AWRS**  
AW REDUCE SOCKET  
Size availability(MM):  
15X13 TO 300X200



**SKU: AWVS**  
AW VALVE SOCKET  
Size availability:  
13MM TO 150MM



**SKU: AWFS**  
AW FAUCET  
SOCKET  
Size availability:  
13MM TO 80MM



**SKU: AWFT**  
AW FAUCET TEE  
Size availability:  
13MM TO 25MM



**SKU: AWFE**  
AW FAUCET ELBOW  
Size availability:  
13MM TO 25MM



**SKU: AWFLS**  
AW FLANGE SOCKET  
10K  
Size availability(MM):  
15 TO 300



**SKU: AWRB**  
AW REDUCING BUSH

## OTHER LIANGE CHEW HARDWARE PRODUCTS



**SKU: EPCM88**  
HERME - SEAL NO.88



**SKU: AWTC-S**  
AW TANK CONNECTOR  
SOCKET END FOR PIPE  
Size availability:  
1/2" TO 2"



## AE(VU) PVC PIPE RWDP(AEO) PVC PIPE

STANDARD: JIS K6741:2007  
COUNTRY OF ORIGINAL: MALAYSIA  
Size availability: 15MM TO 450MM

# SEKISUI

## AE FITTING MADE IN JAPAN

AE FITTING STANDARD: JIS K6739:2007



**SKU: AEES**  
AE EQUAL SOCKET  
Size availability:  
42MM TO 400MM



**SKU: AEE90**  
AE 90DEG ELBOW  
Size availability:  
30MM TO 400MM



**SKU: AEE45**  
AE 45DEG ELBOW  
Size availability:  
30MM TO 400MM



**SKU: AEET / AERT**  
AE EQUAL TEE/  
REDUCE TEE  
Size availability:  
42MM TO 400MM



**SKU: AERS**  
AE REDUCE SOCKET  
Size availability(MM):  
15X13 TO 300X200



**SKU: AEYT**  
AE Y TEE  
Size availability:  
42MM TO 200MM



**SKU: AEC**  
AE CAP  
Size availability:  
42MM TO 300MM



**SKU: AESC**  
AE SCREW CAP  
Size availability:  
25MM TO 250MM



**SKU: AERB**  
AE REDUCING BUSH



**SKU: SCS500**  
ESLON ADHESIVE  
NO.70P 500G/TIN



**SKU: PIPCPJ**  
CLEAR TRANSPARENCY  
PVC PIPE (4M LONG)  
Size: 13 ~ 200mm

# RIDGID TOOLS & MACHINES



**SKU: PFMR15025N**  
RP 218 PRESS TOOL



**SKU: PFMR15050N**  
RP 318  
PRESS TOOL  
Capacity: 1/2" to 2" for  
copper and stainless steel,  
1/2" to 2" for PEX



**SKU: PFMR65100**  
RP 380  
PRESS TOOL  
Capacity: 2 1/2" to 4" for  
copper and stainless steel.



**SKU: RID59138**  
POWERCLEAR™  
MACHINE  
For 3/4" to 1 1/2"  
Drain Lines



**SKU: RID55423**  
16 GALLON WET/DRY  
VAC WITH  
DETACHABLE BLOWER



**SKU: RID50557**  
1450 PRESSURE  
TEST PUMP



**SKU: RID46683**  
K-1 COMBINATION  
AUGER



**SKU: RID57003**  
EZ CHANGE FAUCET  
TOOL



**SKU: RID42478**  
STRAPLOCK PIPE  
HANDLE  
Fits all sizes of plastic pipe  
between 3" and 8" diameter



**SKU: RID29983/ RID29993**  
INNER-OUTER REAMER  
Capacity:  
6-40MM & 12-50MM



**SKU: RID32573**  
2-IN-1 CLOSE  
QUARTERS  
AUTOFEED CUTTER  
Size: 6 – 28 MM



**SKU: RID31642**  
QUICK-ACTING  
TUBING CUTTERS  
(for copper tube)



**SKU: RID30088**  
RATCHET CUTTERS  
WITH ERGONOMIC  
GRIPS



**SKU: RID31803**  
STAINLESS STEEL  
TUBING CUTTERS  
Capacity:  
6 - 67 MM



**SKU: RID41608 /RID40868**  
PTEC PLASTIC DRAIN  
PIPE CUTTERS



**SKU: RID23488**  
SINGLE STROKE  
CUTTERS  
Capacity:  
3 - 42 MM



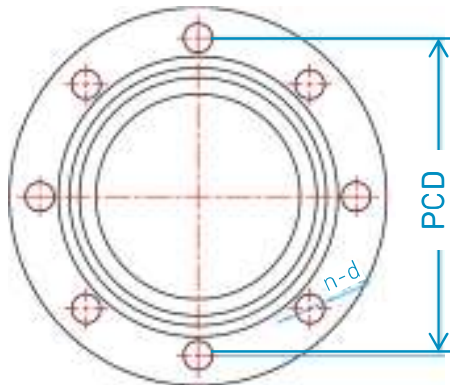
**SKU: RID57008 / RID57013**  
C-STYLE CLOSE  
QUARTERS COPPER  
TUBING CUTTERS  
Size: 1/2" - 3/4" & 1"



**SKU: RID68962**  
SUPERFREEZE PIPE  
FREEZING UNIT  
(SF-2500)

## MATING FLANGE DIMENSIONS

	PN 6		PN 10		PN 16		PN25		JIS 5K		JIS 10K	
DN	PCD of holes	Number of holes	PCD of holes	Number of holes	PCD of holes	Number of holes	PCD of holes	Number of holes	PCD of holes	Number of holes	PCD of holes	Number of holes
25	75	4 x 11.5	- PN 16 -		85	4 x 14	85	4 x 14	75	4 x 11.5	90	4 x 18
32	90	4 x 14			100	4 x 18	100	4 x 18	90	4 x 14	100	4 x 18
40	100	4 x 14			110	4 x 18	110	4 x 18	95	4 x 14	105	4 x 18
50	110	4 x 14			125	4 x 18	125	4 x 18	105	4 x 14	120	4 x 18
65	130	4 x 14			145	4 x 18	145	8 x 18	130	4 x 14	140	4 x 18
80	150	4 x 18			160	8 x 18	160	8 x 18	145	8 x 18	150	8 x 18
100	170	4 x 18			180	8 x 18	190	8 x 23	165	8 x 18	175	8 x 18
125	200	8 x 18			210	8 x 18	220	8 x 26	200	8 x 18	210	8 x 23
150	225	8 x 18			240	8 x 23	250	8 x 26	230	8 x 18	240	8 x 23
175	-	-			270	8 x 23	270	8 x 23	280	8 x 26	-	-
200	280	8 x 18	295	8 x 23	295	12 x 23	310	12 x 26	280	8 x 23	290	12 x 23
250	335	12 x 18	350	12 x 23	355	12 x 27	370	12 x 30	345	12 x 23	355	12 x 25
300	395	12 x 23	400	12 x 23	410	12 x 27	430	16 x 30	390	12 x 23	400	16 x 25
350	445	12 x 23	460	16 x 23	470	16 x 27	490	16 x 33	435	12 x 25	445	16 x 25
400	495	16 x 23	515	16 x 27	525	16 x 30	550	16 x 36	495	16 x 25	510	16 x 27
450	-	-	565	20 x 27	585	20 x 30	600	20 x 36	555	16 x 25	565	20 x 27
500	600	20 x 23	620	20 x 27	650	20 x 33	660	20 x 36	605	20 x 25	620	20 x 27
550	-	-	-	-	-	-	-	-	665	20 x 27	680	20 x 33
600	705	20 x 27	725	20 x 30	770	20 x 36	770	20 x 39	715	20 x 27	730	20 x 33
700	810	24 x 27	840	24 x 30	840	24 x 36	875	24 x 42	820	24 x 27	840	24 x 33
800	920	24 x 30	950	24 x 33	950	24 x 39	990	24 x 48	930	24 x 33	950	28 x 33
900	1020	24 x 30	1050	28 x 33	1050	28 x 39	1090	28 x 48	1030	24 x 33	1050	28 x 33
1000	1120	28 x 30	1160	28 x 36	1170	28 x 42	1210	28 x 55	1130	28 x 33	1160	28 x 39
[1100]	-	-	1270	28 x 36	1280	28 x 42	1315	28 x 55	1240	28 x 33	1270	28 x 39
1200	1340	32 x 33	1380	32 x 49	1390	32 x 49	1420	32 x 55	1350	32 x 33	1380	32 x 39



## PIPE'S DIMENSIONS SUMMARY

	JIS 6741:1984 VP/AW		JIS 6741:1984 VP/AE		AEO		SS213:1983 BSS5255 BS4514 AS1260 SS272:1983 BS4460 BSS481 AS1260		SCH40		AS/NZS1477		SS141:1976		SCH80 ASTM D1785			
Size	OD	ID	OD	ID	OD	ID	OD	ID	CLASS	OD	ID	CLASS	OD	CLASS	OD	CLASS	OD	ID
mm	mm	mm	mm	mm	mm	mm	mm	mm	mm	mm	mm	mm	mm	mm	mm	mm	mm	mm
13	17.8	13.4	17.8	14.2	17.8	14.2												
15	22.0	16.6	22.0	18.4	22.0	18.4			E/White	21.2	17.8	E/White	21.7	E/White	21.3	D/Grey	21.3	13.9
20	25.8	20.4	25.8	22.2	25.8	22.2			E/White	26.6	22.8	E/White	27.2	E/White	26.7	D/Grey	26.7	18.8
25	31.8	25.6	31.8	28.2	31.8	28.2			E/White	33.4	29.0	E/White	34.0	E/White	33.4	D/Grey	33.4	24.3
35	37.8	31.6	37.8	34.2	37.8	34.2	36.2	32.0	E/White	42.1	36.7	E/White	42.7	E/White	42.2	D/Grey	42.2	32.5
42	47.8	40.6	47.8	44.2	47.8	44.8	42.8	38.2	D/White	48.1	43.1	D/White	48.7	D/White	48.3	D/Grey	48.3	38.1
50	60.0	51.8	60.0	56.4	60.0	57.0	55.7	50.9	D/White	60.8	53.8	D/White	60.8	D/White	60.3	D/Grey	60.3	49.3
65	75.0	66.8	75.0	70.6	75.0	71.0	68.7	63.3	D/White	73.0	67.2	D/White	75.8	D/White	75.0	D/Grey	75.0	59.0
75	88.7	77.7	88.7	83.3	88.7	84.7	82.3	76.3	D/White	88.9	79.5	D/White	89.4	D/White	88.9	D/Grey	88.9	73.7
100	114.0	100.8	114.0	107.8	114.0	109.6	110.0	103.6	D/White	114.0	102.0	D/White	115.0	D/White	114.3	D/Grey	114.3	97.2
125	139.2	125.2	139.2	131.0	139.2	134.8			D/White	141.0	125.4	D/White	141.3	D/White	140.0	D/Grey	141.3	122.3
150	164.5	146.7	164.5	154.3	164.5	159.5	160.0	152.0	D/White	168.0	150.4	D/White	161.0	D/White	168.3	D/Grey	168.3	146.3
200	215.3	194.7	215.3	202.3	215.3	207.3	200.0	192.0	B/Grey	219.8	202.8	B/Grey		B/Grey	218.8	D/Grey	219.1	193.7
250	266.1	240.7	266.1	250.5	266.1	258.1	250.0	237.8	B/Grey	273.6	259.4	B/Grey		B/Grey	272.6	D/Grey	273.1	242.9
300	317.0	284.8	317.0	298.6	317.0	306.0	315.0	299.6	B/Grey	323.4	307.8	B/Grey		B/Grey	323.4	D/Grey	323.9	289.0
350	370.0	334.0	370.0	352.0														
400	420.0	379.0	420.0	400.0														

OD: Outside Diameter

ID: Inside Diameter

## PIPE'S DIMENSIONS SUMMARY

	BSEN1057 TABLE X		BSEN1057 TABLE Y		BS1387 GI A		BS1387 GI B		BS1387 GI C	
Size	OD	ID	OD	ID	OD	ID	OD	ID	OD	ID
mm	mm	Mm	mm	mm	mm	mm	mm	mm	mm	mm
13					17.10	13.50	17.40	12.72		
15	15.05	13.65	15.05	13.45	21.40	17.40	21.70	16.42	21.70	15.20
20	22.06	20.26	22.06	20.06	26.90	22.20	27.20	21.92	27.20	20.70
25	28.06	26.28	28.06	25.65	33.70	28.40	34.20	27.70	34.20	26.08
35	35.07	32.67	35.07	32.07	42.40	37.10	42.80	36.30	42.80	34.68
42	42.07	39.67	42.07	39.07	48.30	42.50	48.70	42.20	48.70	40.58
50	54.07	51.67	54.07	51.07	60.20	54.40	60.80	53.48	60.80	51.86
65	66.75	64.35	66.75	62.75	76.00	69.50	76.60	69.28	76.60	67.66
75	76.30	73.30	76.30	72.30	88.70	82.20	89.50	81.38	89.50	79.74
100	108.25	105.25	108.25	104.25	113.80	106.50	114.90	105.96	114.90	104.14
125										
150	159.50	155.50								
200										
250										
300										
350										
400										

	PPR PN10 (Cold)		PPR PN20 (Hot)		Ductile Iron Pipe BSEN545 K=9		Hubless Pipe ASTM C564-1995	
Size	OD	ID	OD	ID	OD	ID	OD	ID
mm	mm	Mm	mm	mm	mm	mm	mm	mm
20	20.0	15.4	20.0	13.2				
25	25.0	19.4	25.0	16.6				
35	32.0	24.8	32.0	21.2				
40	40.0	31.0	40.0	26.6				
50	50.0	38.8	50.0	33.4				
63	63.0	48.8	63.0	42.0				
75	75.0	61.4	75.0	61.4				
90	90.0	73.6	90.0	73.6				
110	110.0	90.0	110.0	90.0				
150					170.0	143.7	160.02	150.88
200					222.0	193.6	212.85	201.68
250					274.0	243.2		
300					326.0	292.8		
350					378.0	342.3		
400					429.0	391.9		

OD: Outside Diameter

ID: Inside Diameter

# CONVERSION TABLE

M METRIC STRAIGHT THREAD					
Thread size	Pitch	Thread Diameter On Base Plane			Thread Angle
		Major Dia	Pitch Dia	Minor Dia	
M6	1	6	5.350	4.917	
M8	1.25	8	7.188	6.647	
M10	1.5	10	9.026	8.376	
M12	1.75	12	10.863	10.106	
M14	2	14	12.701	11.835	
M16	2	16	14.701	13.835	
M18	2.5	18	16.376	15.294	
M20	2.5	20	18.376	17.294	
M22	2.5	22	20.376	19.294	
M24	3	24	22.061	20.752	
M27	3	27	25.061	23.752	
M30	3.5	30	27.727	26.211	
M33	3.5	33	30.727	29.211	
M36	4	36	33.402	31.670	
M39	4	39	36.402	34.670	
M42	4.5	42	39.077	37.129	
M45	4.5	45	42.077	40.129	
M48	5	48	44.752	42.587	
M52	5	52	48.752	46.587	
M56	5.5	56	52.428	50.046	
M60	5.5	60	56.428	54.046	
M64	6	64	60.103	57.505	
M68	6	68	64.103	61.505	
M70	6	70	66.103	63.505	
M72	6	72	68.103	65.505	
M76	6	76	72.103	69.505	
M80	6	80	76.103	73.505	
M85	6	85	81.103	78.505	
M90	6	90	86.103	83.505	
M95	6	95	91.103	88.505	
M100	6	100	96.103	93.505	
M115	6	115	111.103	108.505	
M150	8	150	144.804	141.340	
M160	8	160	154.804	151.340	

BSP/ R/ R1/ Rc/ ZG/ RT/ PT/ BSPT					
Thread size (inch)	Teeth/ inch	Thread Diameter On Base Plane			Thread Angle
		Major Dia	Pitch Dia	Minor Dia	
1/16	28	7.723	7.142	6.561	
1/8	28	9.728	9.147	8.566	
1/4	19	13.157	12.301	11.445	
3/8	19	16.662	15.806	14.950	
1/2	14	20.995	19.793	18.631	
5/8	14	22.911	21.749	20.587	
3/4	14	24.441	23.279	24.117	
7/8	14	30.201	28.760	27.877	
1	11	33.249	31.770	30.291	
1 1/8	11	37.897	36.418	34.939	
1 1/4	11	41.910	40.431	38.952	
1 1/2	11	47.903	46.424	44.845	
1 3/4	11	54.764	52.269	50.788	
2	11	59.614	58.135	56.656	
2 1/2	11	75.164	73.705	72.226	
3	11	87.884	86.405	84.926	
4	11	113.03	111.500	110.072	
5	11	143.83	142.351	140.872	

BSW					
Thread size (inch)	Teeth/ inch	Thread Diameter On Base Plane			Thread Angle
		Major Dia	Pitch Dia	Minor Dia	
1/16	60	1.587	1.315	1.050	
1/8	40	3.175	2.768	2.362	
1/4	20	6.350	5.537	4.724	
3/8	16	9.525	8.509	7.492	
1/2	12	12.700	11.345	9.990	
5/8	11	15.876	14.307	12.918	
3/4	10	19.051	17.163	15.798	
7/8	9	22.226	20.419	18.611	
1	8	25.400	23.368	21.335	
1 1/8	7	28.576	26.257	23.929	
1 1/4	7	31.751	29.128	27.104	
1 1/2	7	34.926	31.971	30.280	
1 3/4	7	44.403	41.199	37.946	
2	7	47.602	47.187	43.573	
2 1/2	7	63.502	59.436	55.370	
3	7	76.203	71.556	66.909	
4	7	101.604	96.182	90.76	
5	7	152.406	145.900	139.394	

LINEAR MEASURE					
Km	m	cm	mm	inch	ft
1	10 <sup>3</sup>	10 <sup>5</sup>	10 <sup>6</sup>	39.370	3.28083
0.001	1	100	1000	39.37	3.28083
10 <sup>-5</sup>	0.01	1	10	0.3937	0.032808
10 <sup>-6</sup>	0.001	0.1	1	0.03937	0.003281
2.54x10 <sup>-5</sup>	0.0254	2.540	25.40	1	0.08333
0.384x10 <sup>-4</sup>	0.3048	30.480	304.801	12	1

INCH AND MILLIMETER COMPARISON TABLE						
INCH	1/8"	1/4"	3/8"	1/2"	3/4"	1"
MM	3.175	6.350	9.525	12.700	19.050	25.400
DN	ø	ø	ø	ø	ø	ø
	1分	2分	3分	4分	6分	8分

PRESSURE CONVERSION				
Kpa	Pa	PSI	Bar	Kgf/ cm <sup>2</sup>
1	10 <sup>3</sup>	0.14503774	0.01	0.010197162
0.001	1	0.000145	0.00001	0.0000102
6.894757	6894.757	1	0.0689476	0.070307
100	10 <sup>5</sup>	14.5037744	1	1.0197162
98.0665	98066.5	14.2233439	0.980665	1

TEMPERATURE CONVERSION	
Centigrade (°C)	Fahrenheit Degree (°F)
1	33.8
-17.22222	1
C= (F-32) ÷ 1.8	F= C × 1.8+32

# TABLES OF EQUIVALENTS

## PRESSURE

lbs per sq. in.	Feet of Water	Inches of Mercury	Atmospheres	Millibars	Metres of Water	Kn per cm <sup>2</sup>	Millimetres of Mercury	Kn per m <sup>2</sup>
Psi	ft H <sub>2</sub> O	In Hg	atm	mbar	mH <sub>2</sub> O	KN/cm <sup>2</sup>	mmHg	KN/m <sup>2</sup>
1	2.309	2.036	0.068	70.37	0.703	0.07	51.71	6.895
0.434	1	0.883	0.029	30.48	0.305	0.03	22.42	2.935
0.491	1.133	1	0.033	34.52	0.345	0.034	25.4	3.386
14.70	33.9	29.92	1	1033	10.33	1.033	700	101.4
0.014	0.033	0.029	0.001	1	0.01	0.001	0.735	0.098
1.422	3.281	2.895	0.097	100	1	0.100	73.55	9.808
14.22	32.81	28.96	0.968	1000	10	1	735.5	98.50
0.019	0.045	0.039	0.001	1.36	0.013	0.001	1	0.133
0.145	0.335	2.953	0.010	10.21	0.102	0.010	7.500	1

## RATE OF FLOW

G.p.m.	G.p.h.	Cu. Ft. p.h.	Tons p.h.	Litres p.m.	Litres p.h.	US galls p.m.	US galls p.h.	M <sup>3</sup> p.h.
UK Gal/min	UK Gal/hr	Cu ft/hr	Ton/hr	L/min	L/hr	US Gal/min	US Gal/hr	M <sup>3</sup> /hr
1	60	9.63	0.268	4.54	272.7	1.2	72	0.273
0.016	1	0.16	0.004	0.076	4.54	0.02	1.2	0.005
0.104	6.23	1	0.027	0.472	28.32	0.125	7.48	0.028
3.73	224	36	1	16.99	1019.2	4.41	264.6	1.019
0.22	13.19	2.118	0.06	1	60	0.26	15.6	0.060
0.004	0.22	0.035	0.001	0.016	1	0.004	0.28	0.001
0.833	49.98	8.02	0.22	3.79	227.4	1	60	0.227
0.014	0.833	0.13	0.036	0.063	3.79	0.016	1	0.004
3667	220.3	35.312	0.981	16.667	1000	4.398	263.9	1

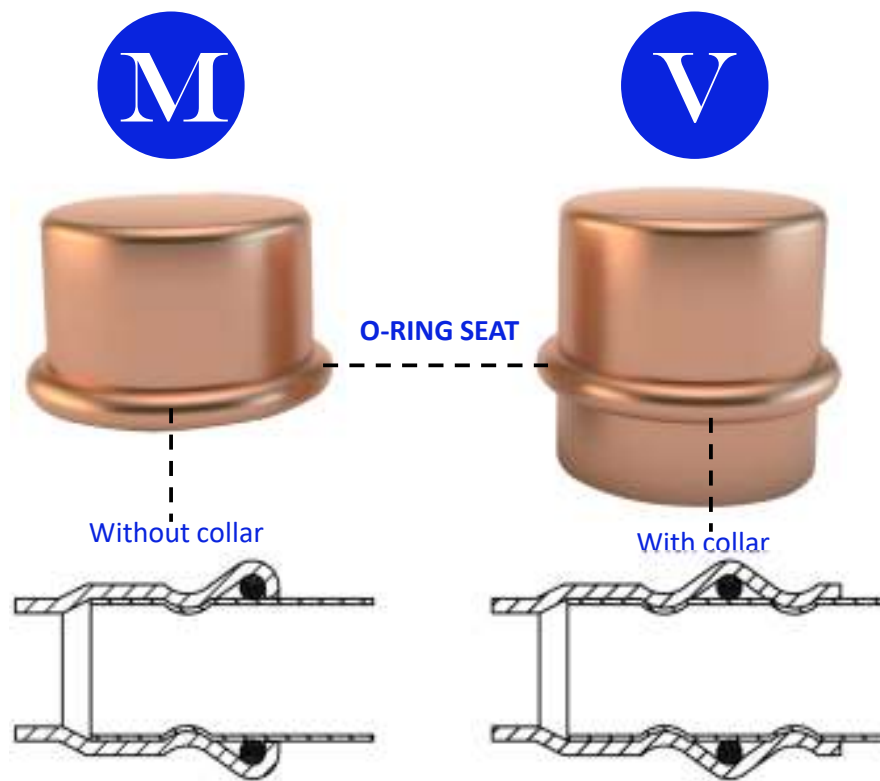


## Pressfitting Profiles “M” and “V”

In plumbing applications, one of the most asked questions is whether to choose between “M” or “V” press fitting profiles.

The first press was developed in 1950’s, and was patented in 1962 and was developed by Mannesman GmbH thus calling it the “M” profile. Many years later, in 1989, the “V” profile was developed and released in the market by Viega LLC.

The most visible between the two profiles will come down to that the “V” profile is the “collar” situated after the O-ring seat, while on the other hand the “M” profile does not have any “collar”. Please refer to the diagram below.



Both profiles use the same pressing equipment, although there is quite a difference in their jaws. Further investigation suggest that V press fittings have “stalk” located immediately after the pressing chamber, making the pipe insertion process better if compared to the M profile. But at the same time, the presence of stalk makes it quite difficult to check the proper positioning of the o-ring.

In terms of general performance of the fittings, we can refer to the recommendation of the manufacturers of both the fittings and tooling. Gathering all of the available information and referring to manufacturer recommendations, the below chart was developed.

Maximum Working Pressure for potable water at ambient temperature (kpa)			
Size	"M" Profile		"V" Profile
	Standard	HP	
15mm	4000	N/A	1600
22mm	4000	N/A	1600
28mm	2500	4000	1600
35mm	2500	4000	1600
42mm	2500	4000	1600
54mm	2500	4000	1600
76.1mm	1600	2500	N/A
88.9mm	1600	2500	N/A
108mm	1600	2500	N/A
168.3mm	1600/2000*	N/A	N/A

*Note: "Standard & HP" refer to jaw types; "V" Profile maximum working pressures taken from technical catalogues of Viega & Connex Banninger; \*168.3mm pressures differ depending on single pressing or double off-set pressing.*

Based on the informations given, if you are looking for the maximum safety in any installations, "M" Profile fittings pressed using the appropriately rated tool (minimum 32 kN) and the relevant HP Jaws should be used.

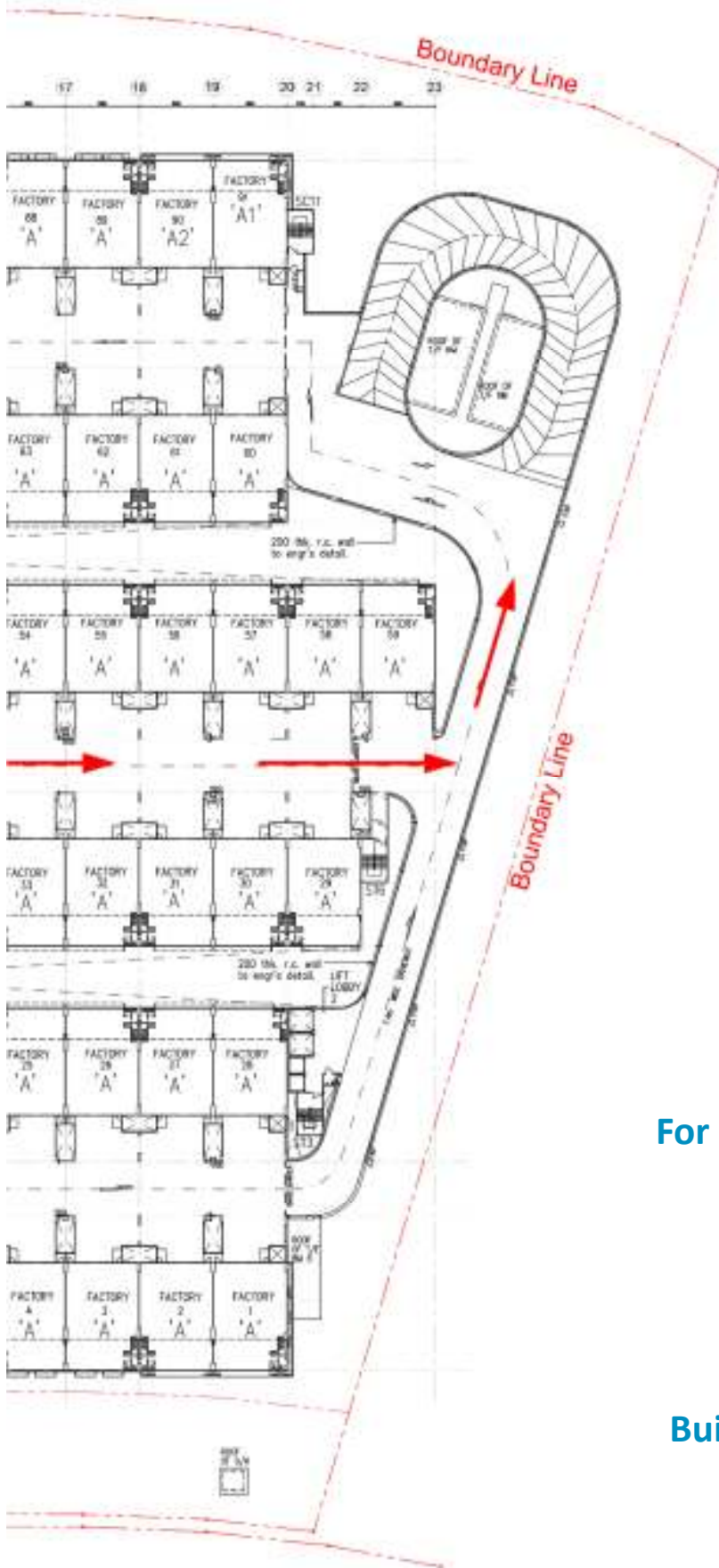
In general circumstances, the choice is made on the basis of preference of the installer. Both profiles must comply with the same regulations and have the same certifications. There is no difference in functionality. Fluids pass through the fittings and pipes in the same manner. On the technical level, it can be described that the most visible difference between them is the presence of collar for the V Profile, whereas M Profile press fittings does not have any "collar".



# ADMIRALTY ROAD WEST



ADMIRALTY STREET  
SITE PLAN / 2ND STOREY PLAN  
SCALE 1:250



Self Collection  
 @ #01-79  
 #01-38/48

10 Admiralty Street  
 Northlink Building  
 #02-45  
 Singapore 757695  
 Tel: (65) 62960224



For product orders through  
 Whatsapp

(65) 9642 2351  
 (65) 9137 1409

Project-Singapore  
 Building and construction

(65) 9725 3074







